

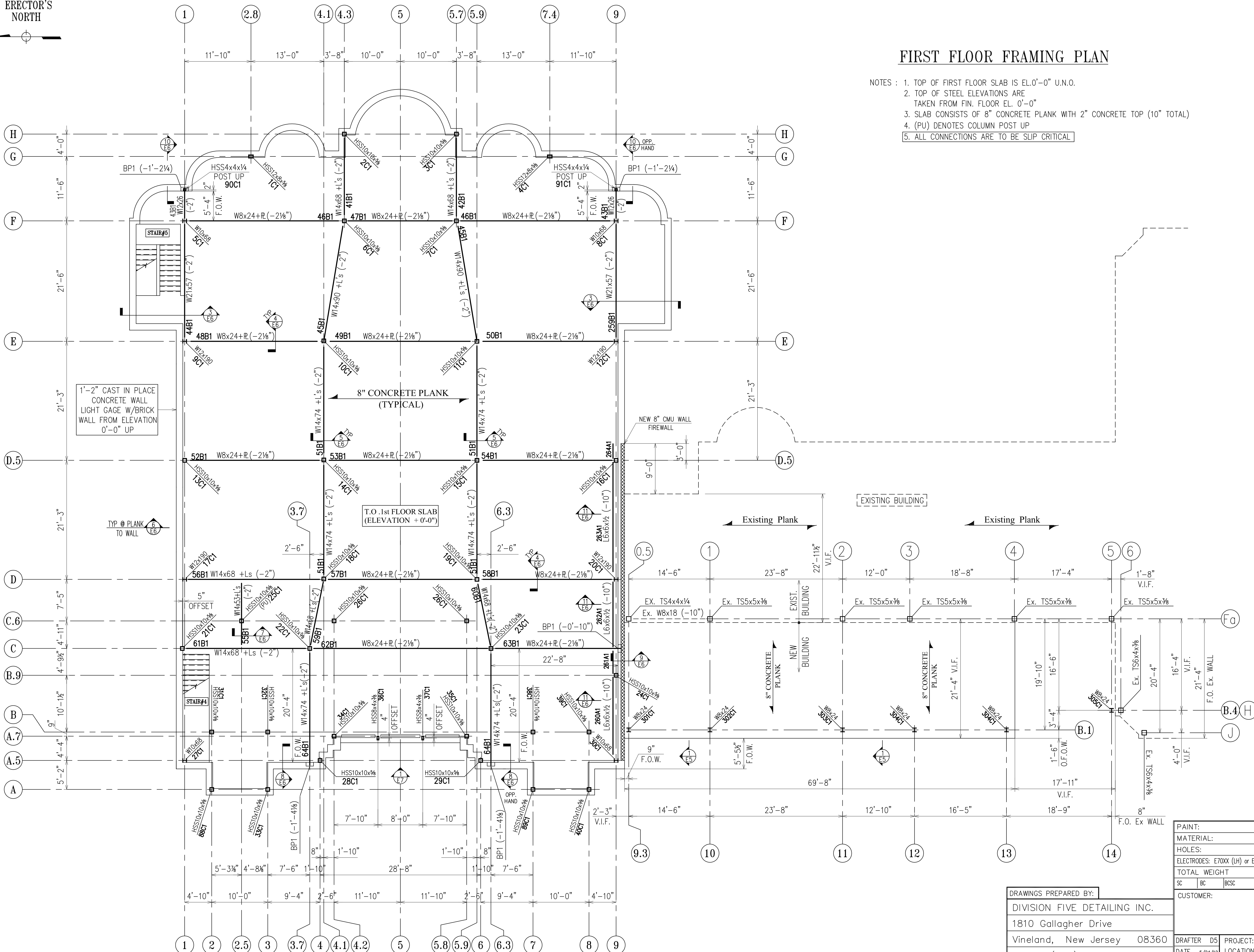
ERECTOR'S NORTH

BEARING PLATE SCHEDULE

QUANTITY	MARK	PLATE SIZE		ANCHORS
		R. THK	WIDTH x LENGTH	
5	BP1	1/2"	8x1'-4"	(2) 5/8" Ø AB 12" EMBED

FIRST FLOOR FRAMING PLAN

- NOTES :
1. TOP OF FIRST FLOOR SLAB IS EL. 0'-0" U.N.O.
  2. TOP OF STEEL ELEVATIONS ARE TAKEN FROM FIN. FLOOR EL. 0'-0"
  3. SLAB CONSISTS OF 8" CONCRETE PLANK WITH 2" CONCRETE TOP (10" TOTAL)
  4. (PU) DENOTES COLUMN POST UP
  5. ALL CONNECTIONS ARE TO BE SLIP CRITICAL



GENERAL NOTES:

**MATERIAL**  
 WF: A992 Gr.50  
 HSS RECTANGULAR/SQUARE: A500 Gr. B Fy=46 ksi  
 ANGLES: A36  
 C: A36  
 PLATE & BAR: A36

**SHOP CONNECTION**  
 WELDED: E70xx  
 BOLTED: 3/4" A325-S.C.

**FIELD CONNECTION**  
 WELDED: AS SHOWN ON PLAN  
 BOLTED: 3/4" A325-S.C. AT BEAM TO COLUMN CONNECTION  
 3/4" A325-S.C. AT BEAM TO BEAM CONNECTION

**FINISH**  
 ONE COAT RUST INHIBITIVE PRIMER (UNLESS NOTED)  
 NO PAINT STEEL TO RECEIVE FIREPROOFING  
 NO PAINT WITHIN 3" OF HOLES FOR SLIP CRITICAL BOLTS  
 GALVANIZE ALL STEEL EXPOSED TO WEATHER  
 ALL STEEL IN EXT. UNHEATED SPACES OR EXPOSED TO WEATHER SHALL BE POWER TOOL CLEANED AND PAINTED W/ AN OIL BASE PAINT

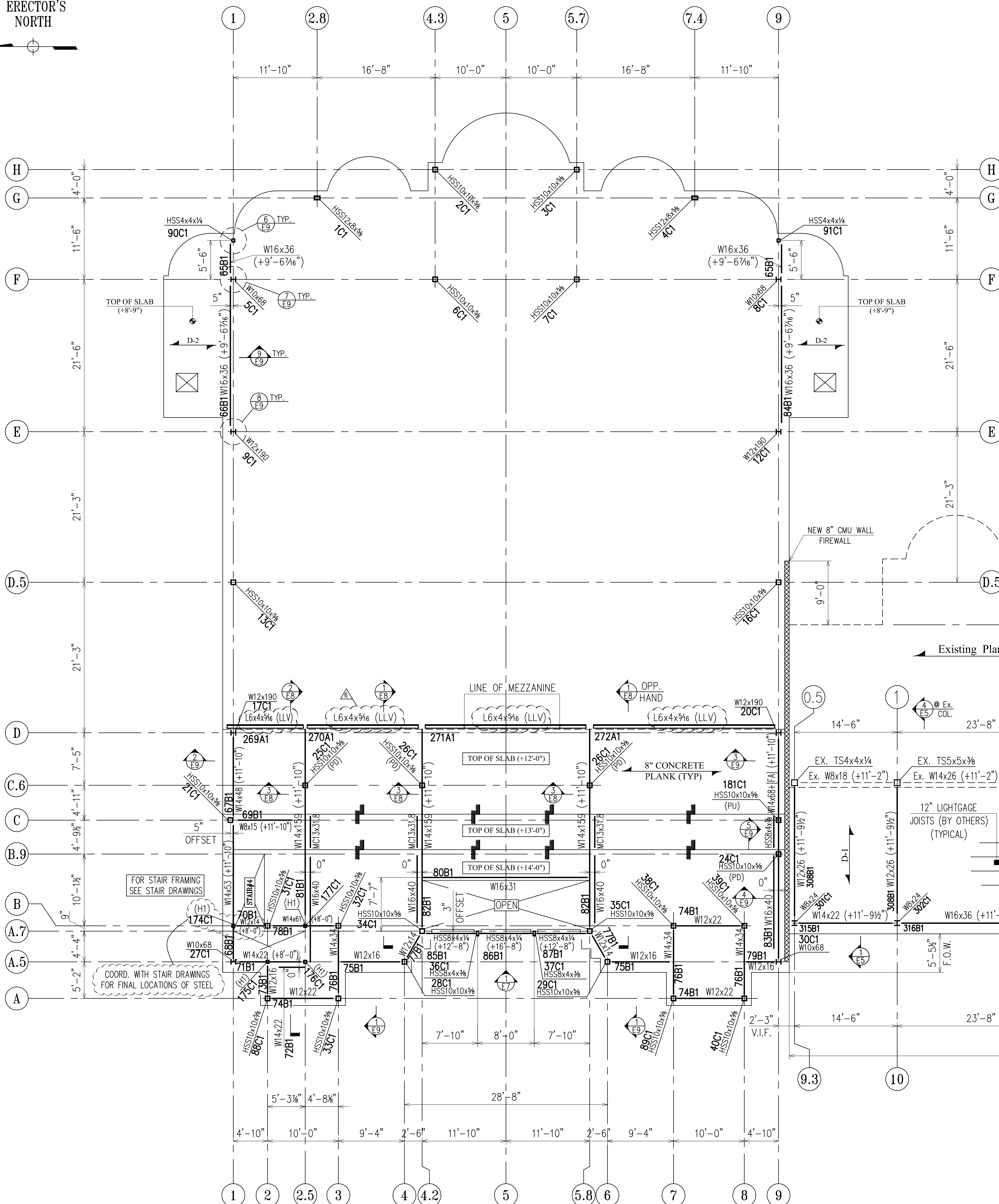
APPROVAL/REVIEW AUTHORITY:  
 PLEASE REVIEW THIS DRAWING CAREFULLY. IT REPRESENTS OUR INTERPRETATION OF THE INTENT OF THE CONTRACT DOCUMENTS. HOWEVER, THE STEEL FABRICATOR AND THE STRUCTURAL STEEL DEALER ASSUME NO RESPONSIBILITY FOR THE ACCURACY OF THE INFORMATION SHOWN ON THIS DRAWING. THIS IS THE RESPONSIBILITY OF THE BUYER.  
 IT WILL BE ASSUMED THAT ALL INFORMATION SHOWN HEREIN HAS THE AFFIRMATION OF THE APPROVAL AUTHORITY UNLESS NOTED TO THE CONTRARY ON THIS DRAWING WHEN IT IS RETURNED FROM APPROVAL.  
 SUBSEQUENT CHANGES TO INFORMATION SHOWN ON THESE DRAWINGS AFTER FIRST SUBMISSION WILL BE CONSIDERED AS CONTRACT CHANGES.  
 ADOPTED BY THE NATIONAL INSTITUTE OF STEEL DETAILING 1977.

SC	BC	BSCC	NO	DATE	DESCRIPTION	NO	DATE	DESCRIPTION	DATE	ISSUE

DRAWINGS PREPARED BY:  
 DIVISION FIVE DETAILING INC.  
 1810 Gallagher Drive  
 Vineland, New Jersey 08360  
 Phone: (856) 794-9474  
 Fax: (856) 696-2027

DRAFTER	DATE	CHECKED	DATE	PROJECT:	LOCATION:	CONTRACT NO
D5	5/24/12			ST. MINA COPTIC CHURCH	HOLMDEL, NEW JERSEY	
				DWG TITLE: FIRST FLOOR FRAMING PLAN		DWG NO E1

ERECTOR'S NORTH



### MEZZANINE FLOOR FRAMING PLAN

- NOTES :
1. TOP OF MEZZ. FLOOR SLAB VARIES SEE PLAN
  2. TOP OF STEEL ELEVATIONS ARE (+13'-2") U.N.O. ON PLAN TAKEN FROM FIN. FLOOR EL. 0'-0"
  3. SLAB CONSISTS OF 8" CONCRETE PLANK WITH 2" CONCRETE TOP (10" TOTAL)
  4. (PD) DENOTES COLUMN POST DOWN
  5. (H1) DENOTES HSS4x4x1/4 HANGER/POST DOWN
  6. D-1 DENOTES 2 1/2" CONCRETE SLAB WITH 3/8" x 26 Ga. (GALV.) UFS DECKING
  7. D-2 DENOTES 6" CONCRETE SLAB WITH 3" 20 Ga. (GALV.) COMPOSITE DECKING (6" TOTAL)
  8. ▲ DENOTES TYPE 1 (FULLY RESTRAINED) MOMENT CONNECTION
  9. {FA} DENOTES FIREWALL ANCHOR (BY HECKMANN) SEE SECTIONS FOR INFORMATION
  10. ALL CONNECTIONS ARE TO BE SLIP CRITICAL

APPROVAL/REVIEW AUTHORITY:  
 PLEASE REVIEW THIS DRAWING CAREFULLY. IT REPRESENTS OUR INTERPRETATION OF THE INTENT OF THE CONTRACT DOCUMENTS. HOWEVER, THE STEEL FABRICATOR AND THE STRUCTURAL STEEL DETAILER ASSUME NO RESPONSIBILITY FOR THE ACCURACY OF THE INFORMATION SHOWN ON THIS DRAWING. THIS IS THE RESPONSIBILITY OF THE BUYER.  
 IT WILL BE ASSUMED THAT ALL INFORMATION SHOWN HEREIN HAS THE AFFIRMATION OF THE APPROVAL AUTHORITY UNLESS NOTED TO THE CONTRARY ON THIS DRAWING WHEN IT IS RETURNED FROM APPROVAL.  
 SUBSEQUENT CHANGES TO INFORMATION SHOWN ON THESE DRAWINGS AFTER FIRST SUBMISSION WILL BE CONSIDERED AS CONTRACT CHANGES.  
 ADOPTED BY THE NATIONAL INSTITUTE OF STEEL DETAILING 1987.

PAINT:	1/24/13 PER FIELD INFO.	FOR ERECTION	FOR FIELD
MATERIAL:	6/25/12 PER MEETING/AS BUILT PER ARCH. APPROVAL	11/7/12 ADD L6x4 ANGLE	4th APPVL
HOLES:	6/19/12 PER APPROVAL	9/11/12 PER MEETING 9/10/12	3rd APPVL
ELECTRODES: E70XX (LH) or Equiv.	5/24/12 FOR APPROVAL	9/7/12 PER CHECK	2nd APPVL
TOTAL WEIGHT	NO DATE	DESCRIPTION	1st APPVL
SC	BC	BSCC	REVISIONS
CUSTOMER:			

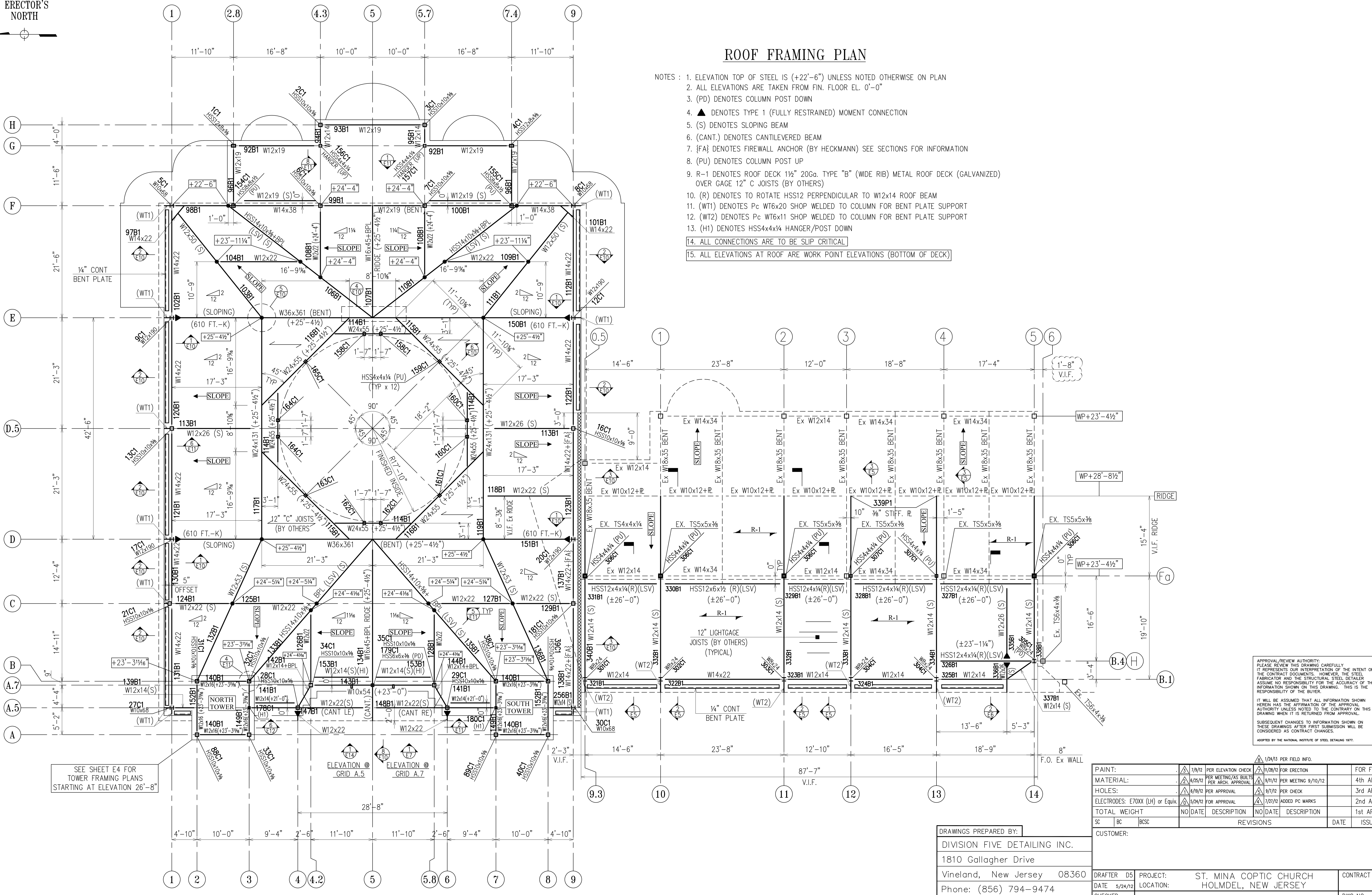
DRAWINGS PREPARED BY:  
 DIVISION FIVE DETAILING INC.  
 1810 Gallagher Drive  
 Vineland, New Jersey 08360  
 Phone: (856) 794-9474  
 Fax: (856) 696-2027

DRAFTER D5	PROJECT: ST. MINA COPTIC CHURCH	CONTRACT NO
DATE 5/24/12	LOCATION: HOLMDEL, NEW JERSEY	
CHECKED	DWG TITLE: MEZZANINE FLOOR FRAMING PLAN	DWG NO
DATE		E2

ERECTOR'S NORTH

# ROOF FRAMING PLAN

- NOTES :
1. ELEVATION TOP OF STEEL IS (+22'-6") UNLESS NOTED OTHERWISE ON PLAN
  2. ALL ELEVATIONS ARE TAKEN FROM FIN. FLOOR EL. 0'-0"
  3. (PD) DENOTES COLUMN POST DOWN
  4. ▲ DENOTES TYPE 1 (FULLY RESTRAINED) MOMENT CONNECTION
  5. (S) DENOTES SLOPING BEAM
  6. (CANT.) DENOTES CANTILEVERED BEAM
  7. {FA} DENOTES FIREWALL ANCHOR (BY HECKMANN) SEE SECTIONS FOR INFORMATION
  8. (PU) DENOTES COLUMN POST UP
  9. R-1 DENOTES ROOF DECK 1/2" 20Ga. TYPE "B" (WIDE RIB) METAL ROOF DECK (GALVANIZED) OVER GAGE 12" C JOISTS (BY OTHERS)
  10. (R) DENOTES TO ROTATE HSS12 PERPENDICULAR TO W12X14 ROOF BEAM
  11. (WT1) DENOTES P<sub>c</sub> WT6X20 SHOP WELDED TO COLUMN FOR BENT PLATE SUPPORT
  12. (WT2) DENOTES P<sub>c</sub> WT6X11 SHOP WELDED TO COLUMN FOR BENT PLATE SUPPORT
  13. (HT) DENOTES HSS4X4X1/4 HANGER/POST DOWN
  14. ALL CONNECTIONS ARE TO BE SLIP CRITICAL
  15. ALL ELEVATIONS AT ROOF ARE WORK POINT ELEVATIONS (BOTTOM OF DECK)



SEE SHEET E4 FOR TOWER FRAMING PLANS STARTING AT ELEVATION 26'-8"

ELEVATION @ GRID A.5  
ELEVATION @ GRID A.7

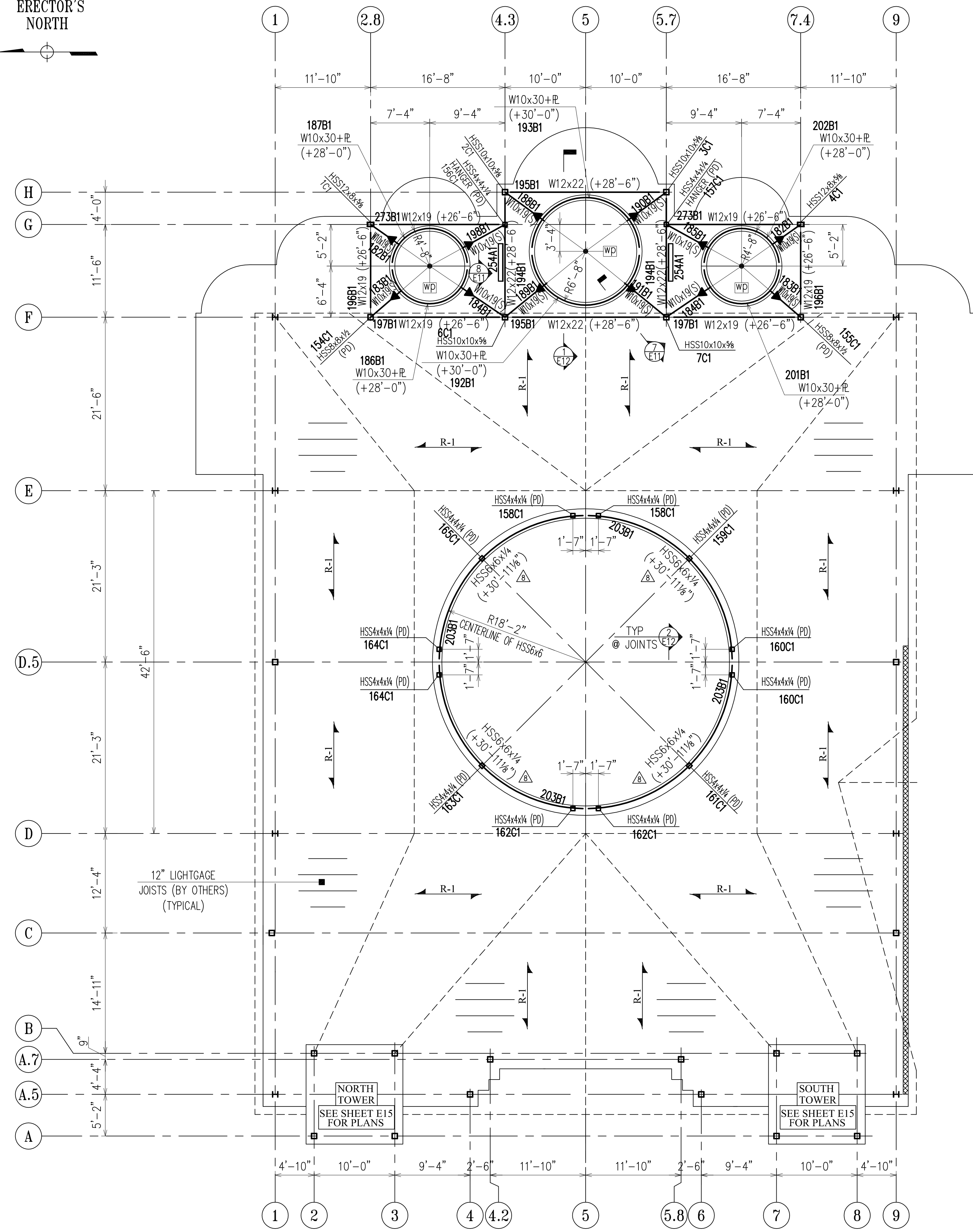
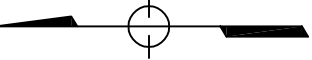
APPROVAL/REVIEW AUTHORITY: PLEASE REVIEW THIS DRAWING CAREFULLY. IT REPRESENTS OUR INTERPRETATION OF THE INTENT OF THE CONTRACT DOCUMENTS. HOWEVER, THE STEEL FABRICATOR AND THE STRUCTURAL STEEL DETAILER ASSUME NO RESPONSIBILITY FOR THE ACCURACY OF THE INFORMATION SHOWN ON THIS DRAWING. THIS IS THE RESPONSIBILITY OF THE BUYER.  
IT WILL BE ASSUMED THAT ALL INFORMATION SHOWN HEREIN HAS THE AFFIRMATION OF THE APPROVAL AUTHORITY UNLESS NOTED TO THE CONTRARY ON THIS DRAWING WHEN IT IS RETURNED FOR APPROVAL.  
SUBSEQUENT CHANGES TO INFORMATION SHOWN ON THESE DRAWINGS AFTER FIRST SUBMISSION WILL BE CONSIDERED AS CONTRACT CHANGES.  
ADOPTED BY THE NATIONAL INSTITUTE OF STEEL DETAILING 1997.

PAIN:	7/9/12	PER ELEVATION CHECK	11/28/12	FOR ERECTION	FOR FIELD
MATERIAL:	6/25/12	PER MEETING/AS BUILT	9/11/12	PER MEETING 9/10/12	4th APPVL
HOLES:	6/19/12	PER APPROVAL	9/7/12	PER CHECK	3rd APPVL
ELECTRODES: E70XX (LH) or Equiv.	5/24/12	FOR APPROVAL	7/27/12	ADDED PC MARKS	2nd APPVL
TOTAL WEIGHT	NO DATE	DESCRIPTION	NO DATE	DESCRIPTION	1st APPVL
SC	BC	BSCC	REVISIONS		DATE
CUSTOMER:					

DRAWINGS PREPARED BY:  
DIVISION FIVE DETAILING INC.  
1810 Gallagher Drive  
Vineland, New Jersey 08360  
Phone: (856) 794-9474  
Fax: (856) 696-2027

DRAFTER D5	PROJECT:	ST. MINA COPTIC CHURCH	CONTRACT NO
DATE 5/24/12	LOCATION:	HOLMDEL, NEW JERSEY	
CHECKED	DWG TITLE:	ROOF FRAMING PLAN	DWG NO
DATE			E3

ERECTOR'S NORTH

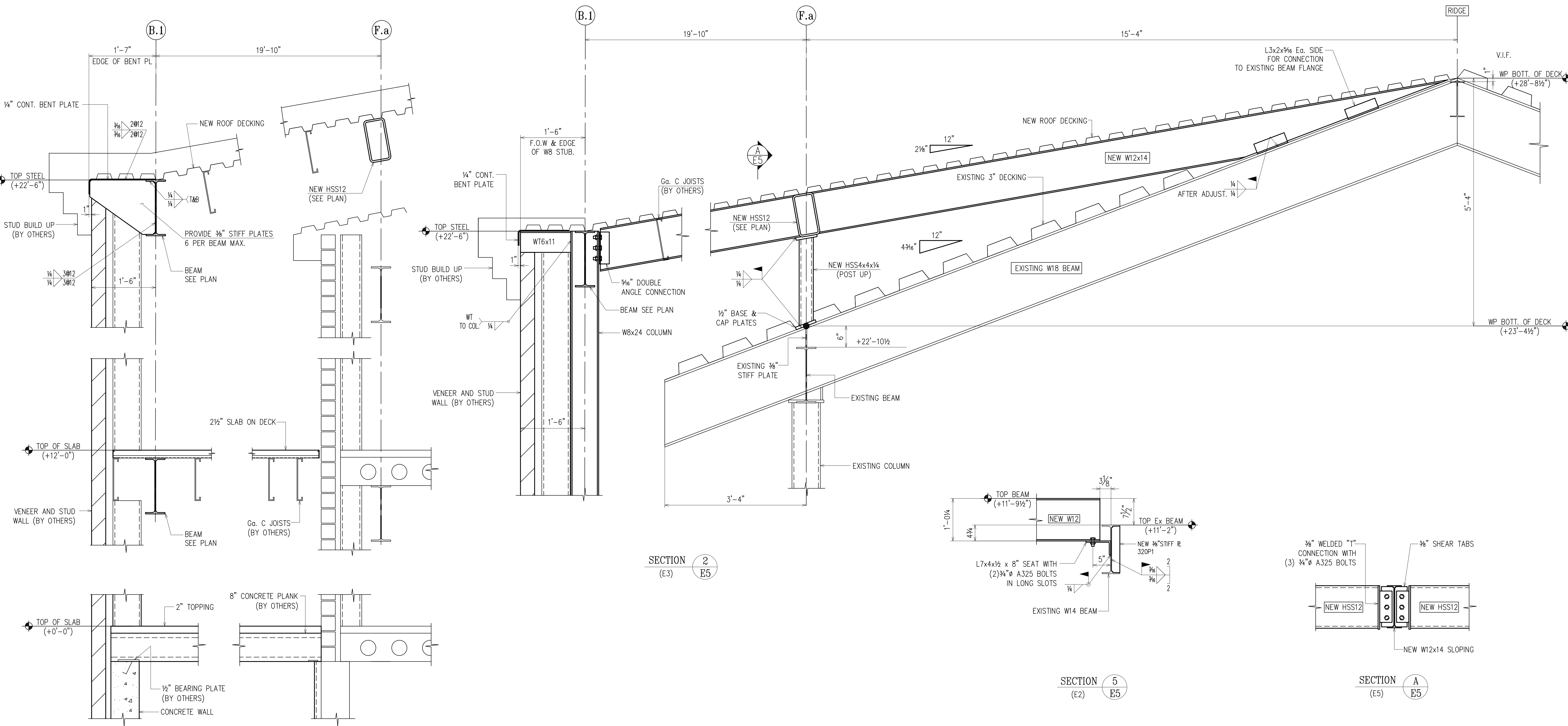


### HIGH ROOF FRAMING PLAN

- NOTES :
1. ALL ELEVATIONS ARE TAKEN FROM FIN. FLOOR EL. 0'-0"
  2. (PD) DENOTES COLUMN POST DOWN
  3. ► DENOTES TYPE 1 (FULLY RESTRAINED) MOMENT CONNECTION
  4. (S) DENOTES SLOPING BEAM
  5. R-1 DENOTES ROOF DECK 1½" 20Ga. TYPE "B" (WIDE RIB) METAL ROOF DECK (GALVANIZED)
  6. BR1 DENOTES L4x4x¼ DIAGONAL BRACE (SEE SECTION 8/E11)

APPROVAL/REVIEW AUTHORITY:  
PLEASE REVIEW THIS DRAWING CAREFULLY.  
IT REPRESENTS OUR INTERPRETATION OF THE INTENT OF THE CONTRACT DOCUMENTS. HOWEVER, THE STEEL FABRICATOR AND THE STRUCTURAL STEEL DETAILER ASSUME NO RESPONSIBILITY FOR THE ACCURACY OF THE INFORMATION SHOWN ON THIS DRAWING. THIS IS THE RESPONSIBILITY OF THE BUYER.  
IT WILL BE ASSUMED THAT ALL INFORMATION SHOWN HEREIN HAS THE AFFIRMATION OF THE APPROVAL AUTHORITY UNLESS NOTED TO THE CONTRARY ON THIS DRAWING WHEN IT IS RETURNED FROM APPROVAL.  
SUBSEQUENT CHANGES TO INFORMATION SHOWN ON THESE DRAWINGS AFTER FIRST SUBMISSION WILL BE CONSIDERED AS CONTRACT CHANGES.  
ADOPTED BY THE NATIONAL INSTITUTE OF STEEL DETAILING 1977.

DRAWINGS PREPARED BY:		REVISIONS		DATE	ISSUE
DIVISION FIVE DETAILING INC.		2/14/13 PER REC'D INFO			
1810 Gallagher Drive					
Vineland, New Jersey 08360					
Phone: (856) 794-9474					
Fax: (856) 696-2027					
DRAFTER	D5	PROJECT:	ST. MINA COPTIC CHURCH		CONTRACT NO
DATE	5/24/12	LOCATION:	HOLMDEL, NEW JERSEY		
CHECKED		DWG TITLE:	DOME FRAMING PLANS		DWG NO
DATE					E 4



SECTION 1  
(E1)(E2)(E3) E5

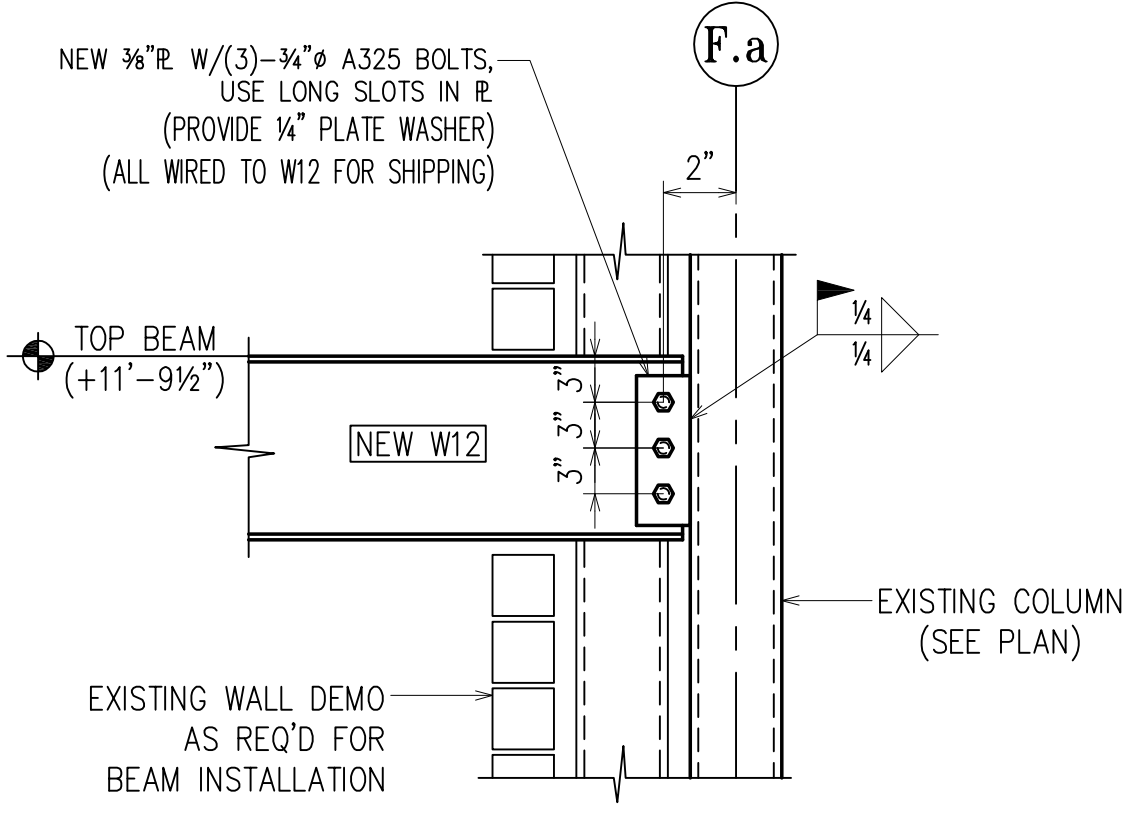
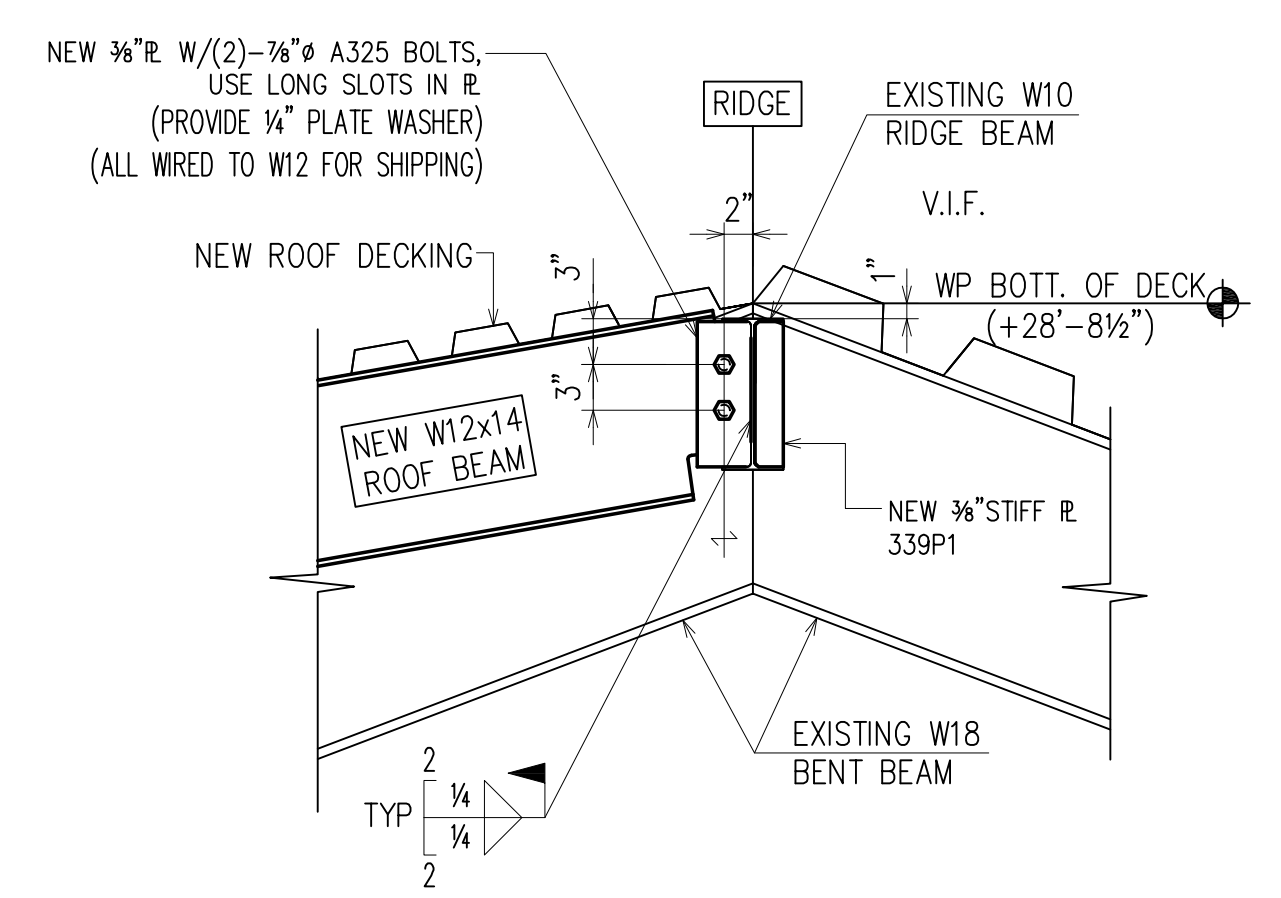
SECTION 2  
(E3) E5

SECTION 5  
(E2) E5

SECTION A  
(E5) E5

SECTION 3  
(E3) E5

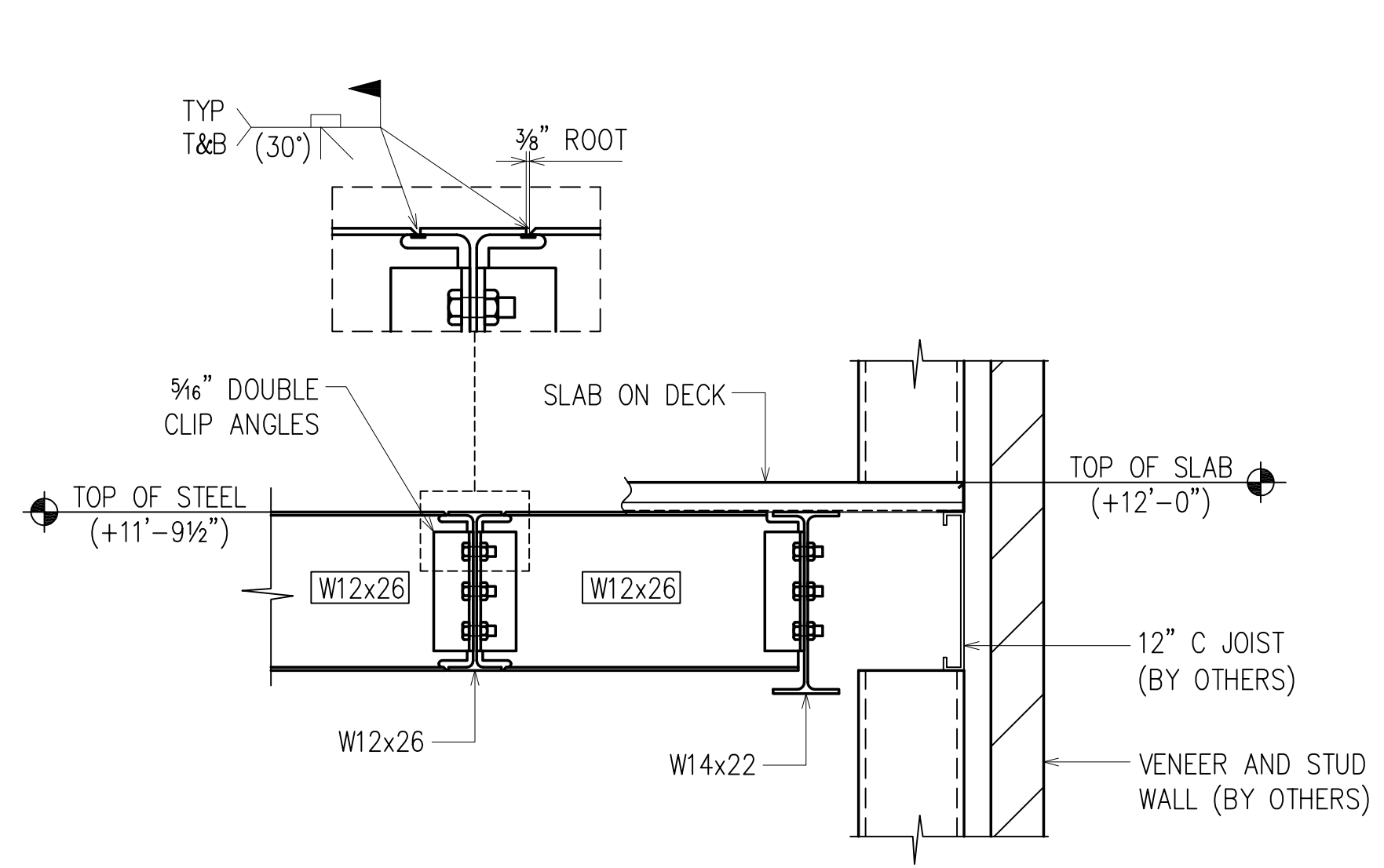
SECTION 4  
(E2) E5



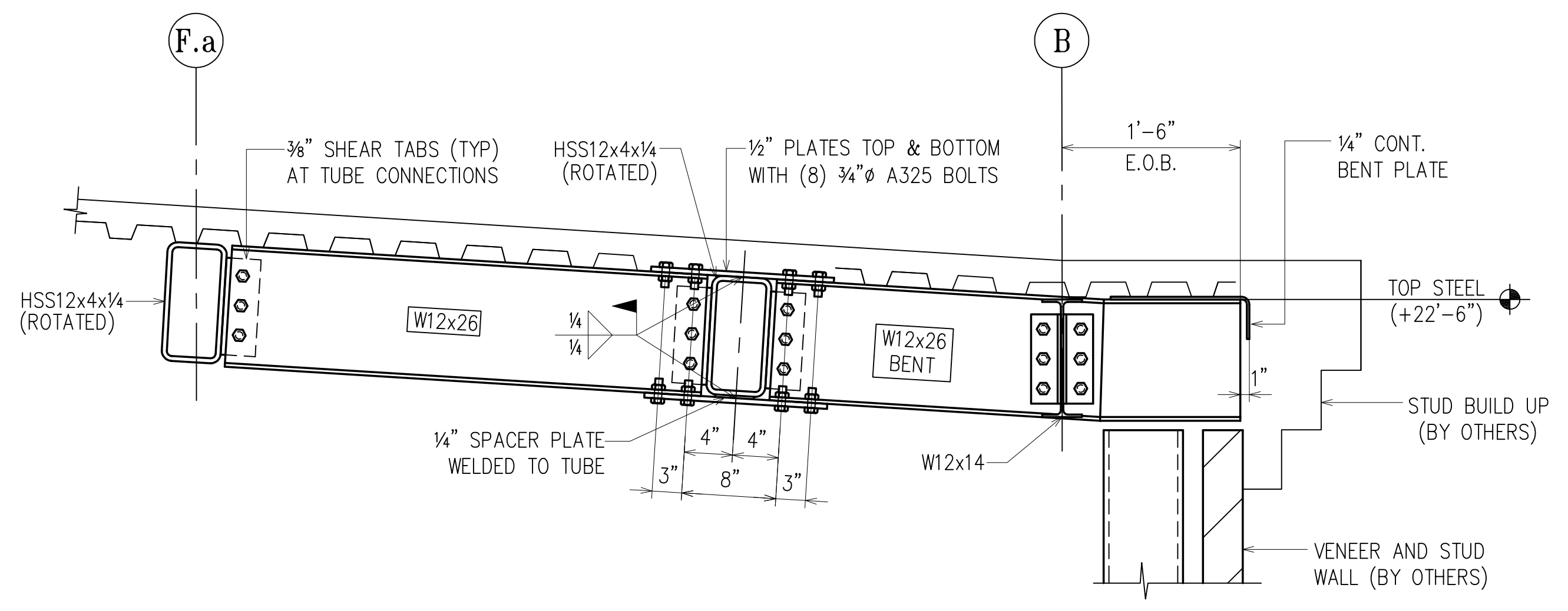
APPROVAL/REVIEW AUTHORITY:  
PLEASE REVIEW THIS DRAWING CAREFULLY.  
IT REPRESENTS OUR INTERPRETATION OF THE INTENT OF  
THE CONTRACT DOCUMENTS. HOWEVER, THE STEEL  
FABRICATOR AND THE STRUCTURAL STEEL DETAILER  
ASSUME NO RESPONSIBILITY FOR THE ACCURACY OF THE  
INFORMATION SHOWN ON THIS DRAWING. THIS IS THE  
RESPONSIBILITY OF THE BUYER.  
  
IT WILL BE ASSUMED THAT ALL INFORMATION SHOWN  
HEREIN HAS THE AFFIRMATION OF THE APPROVAL  
AUTHORITY UNLESS NOTED TO THE CONTRARY ON THIS  
DRAWING WHEN IT IS RETURNED FROM APPROVAL.  
  
SUBSEQUENT CHANGES TO INFORMATION SHOWN ON  
THESE DRAWINGS AFTER FIRST SUBMISSION WILL BE  
CONSIDERED AS CONTRACT CHANGES.  
  
ADOPTED BY THE NATIONAL INSTITUTE OF STEEL DETAILING 1977.

DRAWINGS PREPARED BY:  
DIVISION FIVE DETAILING INC.  
1810 Gallagher Drive  
Vineland, New Jersey 08360  
Phone: (856) 794-9474  
Fax: (856) 696-2027

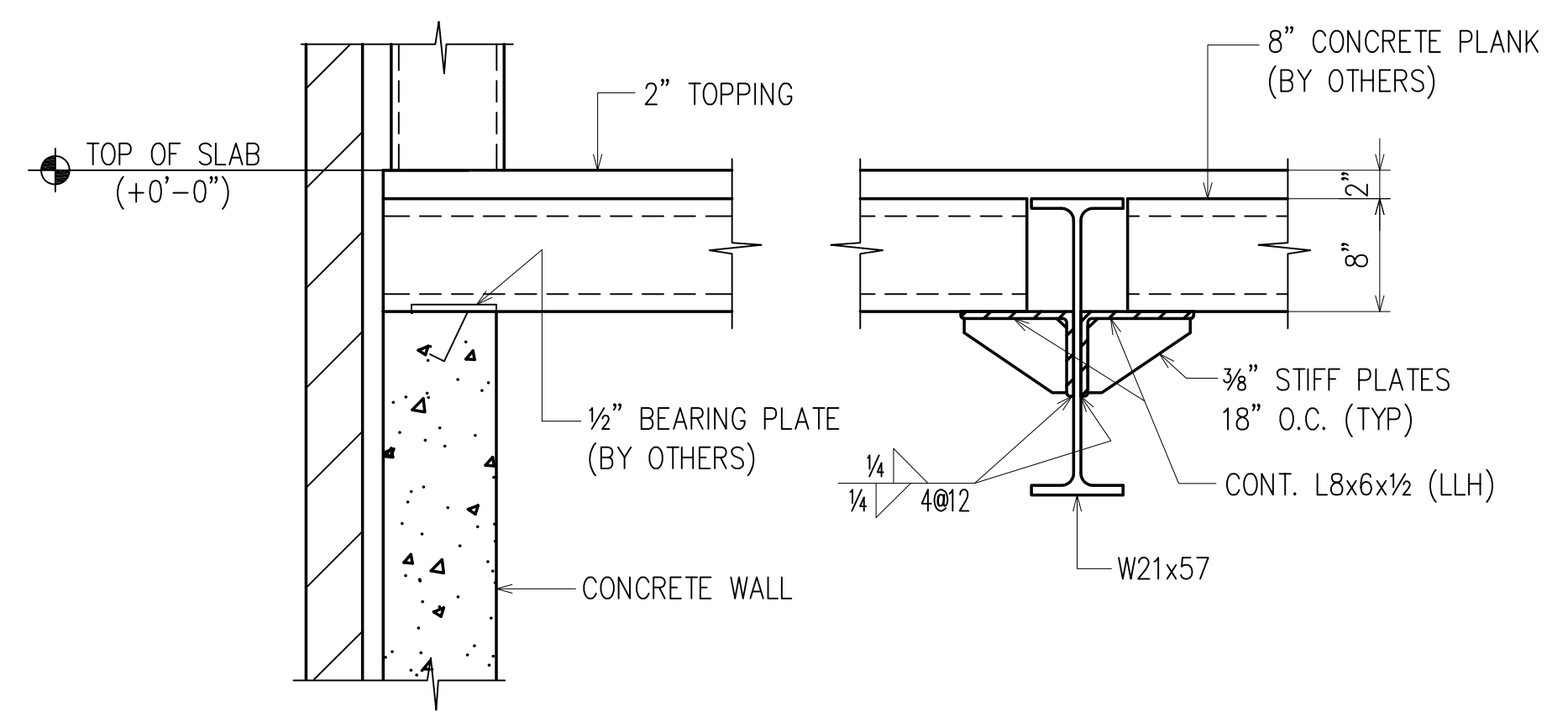
PAINT:	9/7/12	PER CHECK			FOR FIELD
MATERIAL:	6/25/12	PER MEETING/AS BUILTS PER ARCH. APPROVAL			4th APPVL
HOLES:	6/20/12	PER APPROVAL	1/24/13	PER CHECK	3rd APPVL
ELECTRODES: E70XX (LH) or Equiv.	5/24/12	FOR APPROVAL	11/10/12	ADD MARKINGS	2nd APPVL
TOTAL WEIGHT	NO DATE	DESCRIPTION	NO DATE	DESCRIPTION	1st APPVL
SC	BC	BCSC	REVISIONS		DATE
CUSTOMER:					
DRAFTER DS	PROJECT:	ST. MINA COPTIC CHURCH			CONTRACT NO.
DATE 5/24/12	LOCATION:	HOLMDEL, NEW JERSEY			
CHECKED	DWG TITLE:	SECTIONS			DWG NO.
DATE					E5



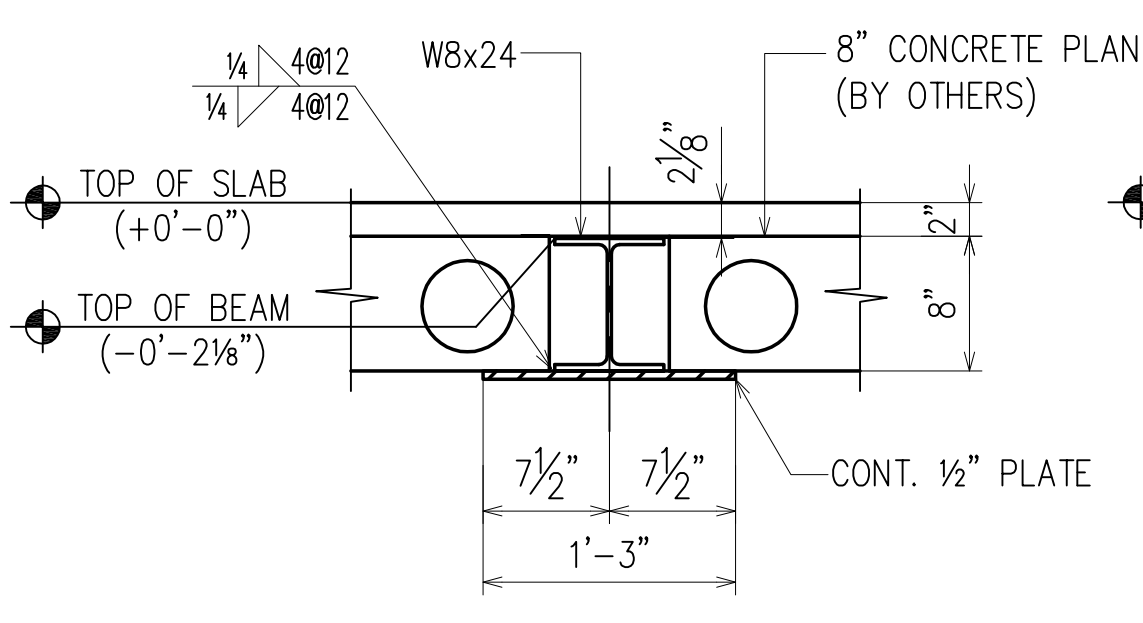
SECTION 1  
(E2) E6



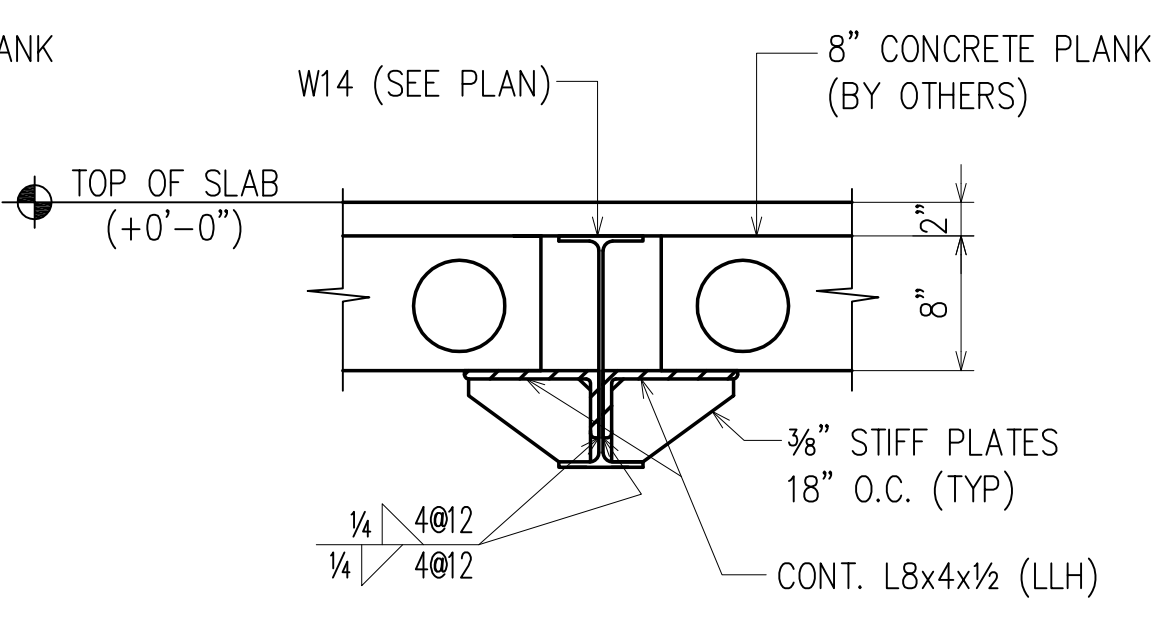
SECTION 2  
(E3) E6



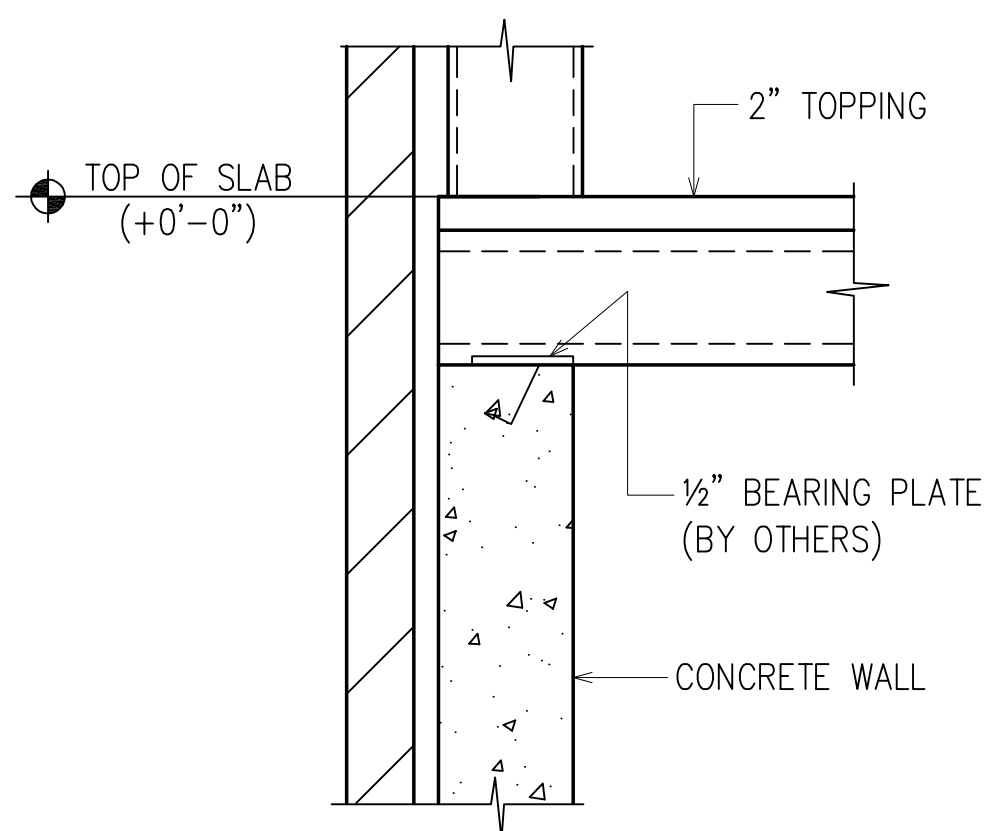
SECTION 3  
(REF 3S/300) (E1)  
E6



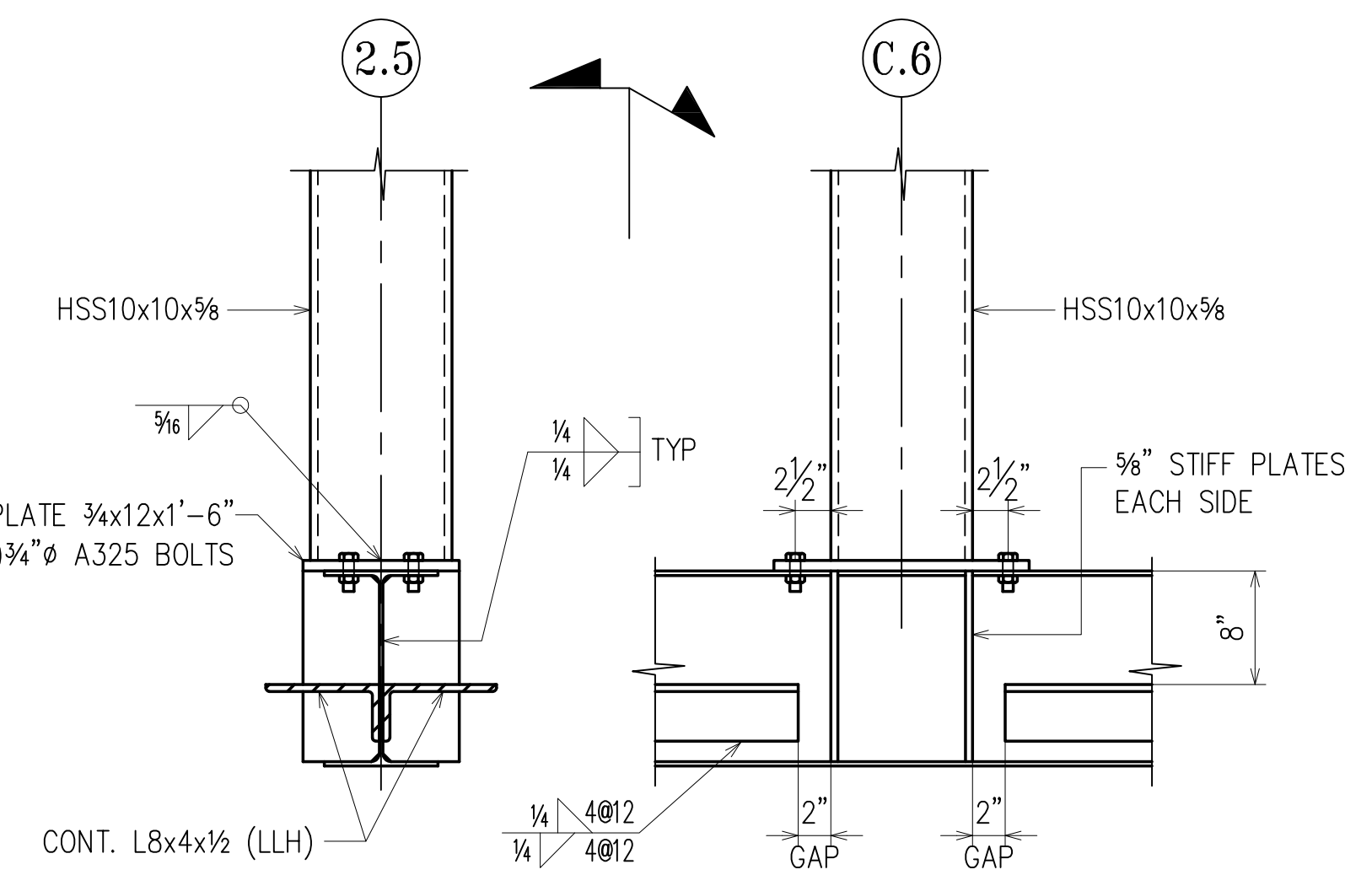
SECTION 4  
(REF 8S/300) (E1)  
E6



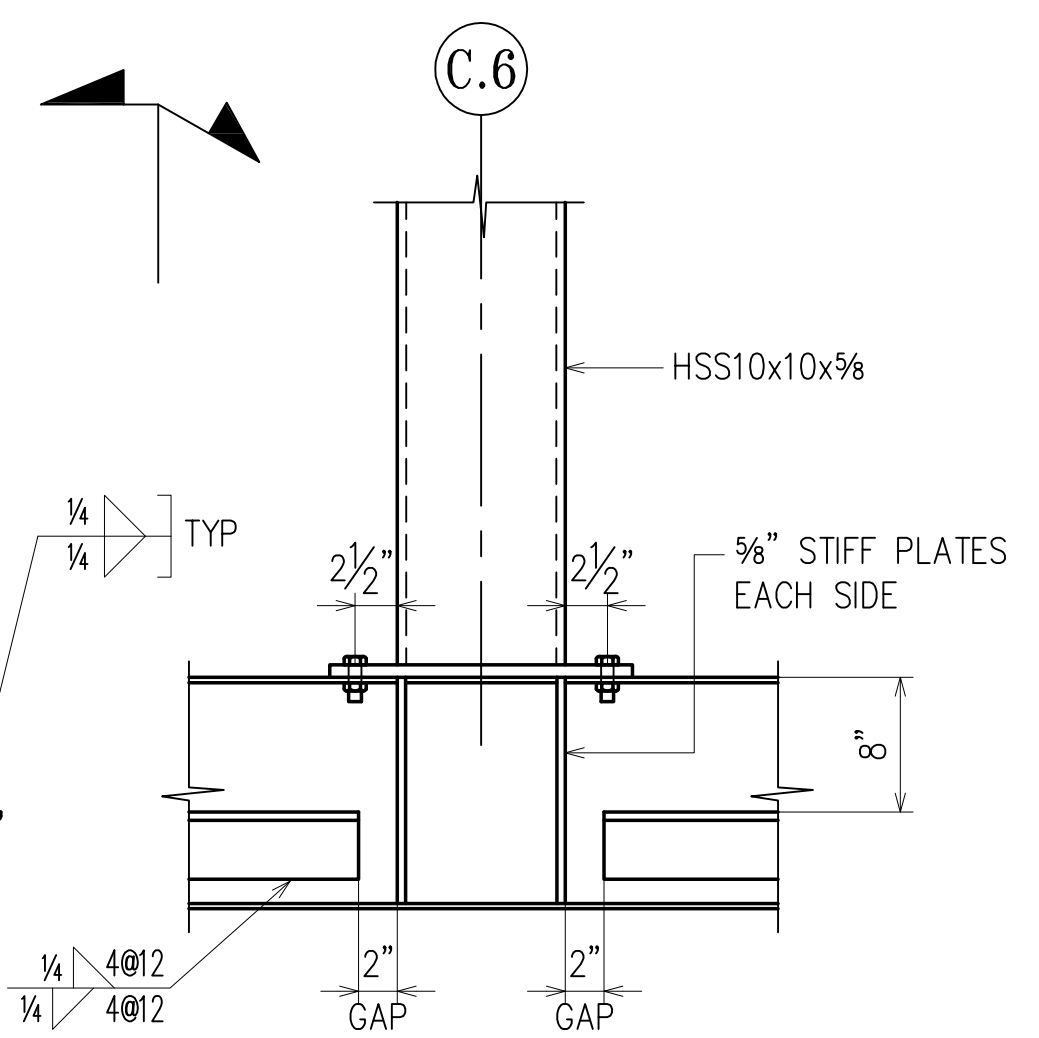
SECTION 5  
(REF 3S/300) (E1)  
E6



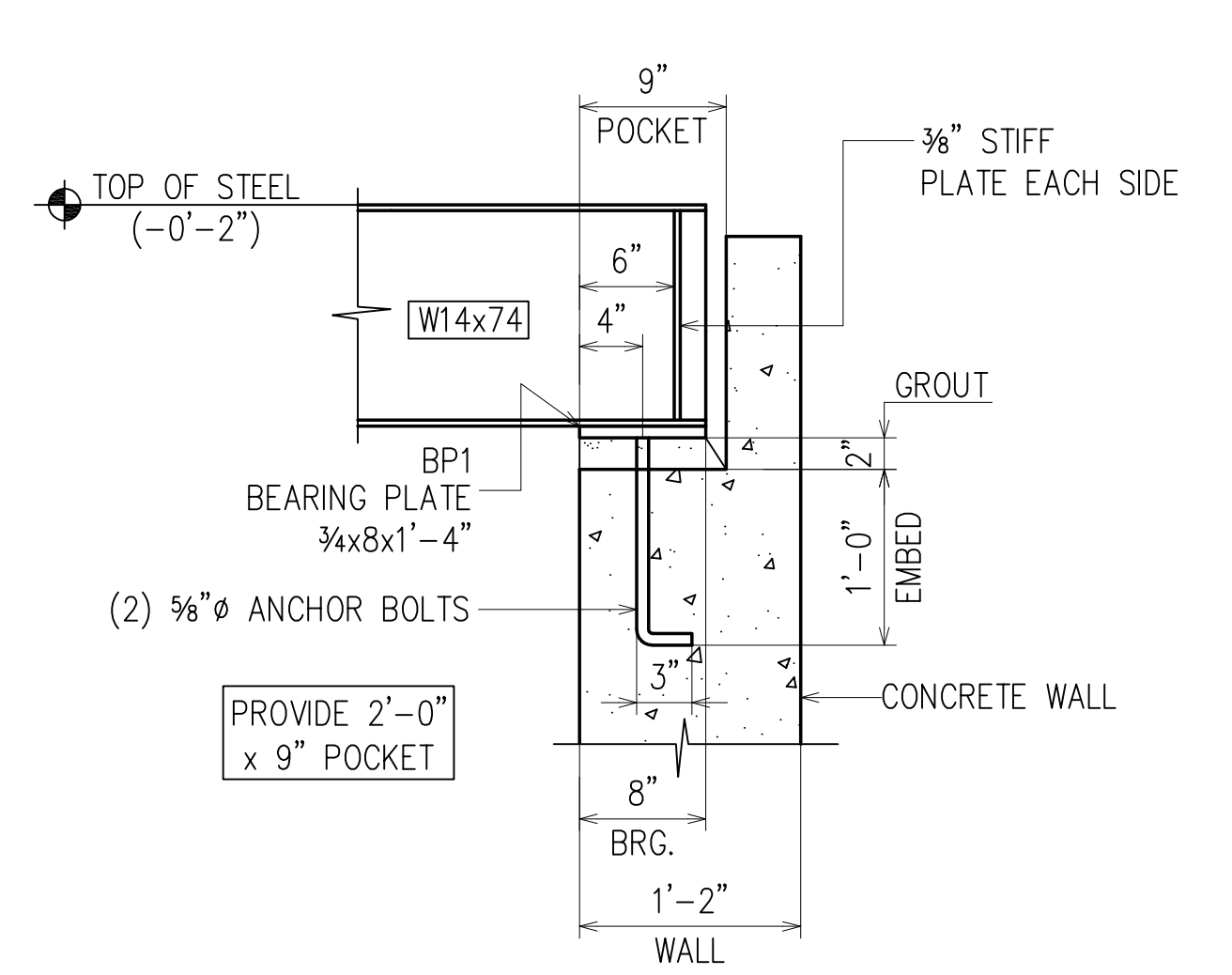
TYPICAL PRECAST TO WALL DETAIL



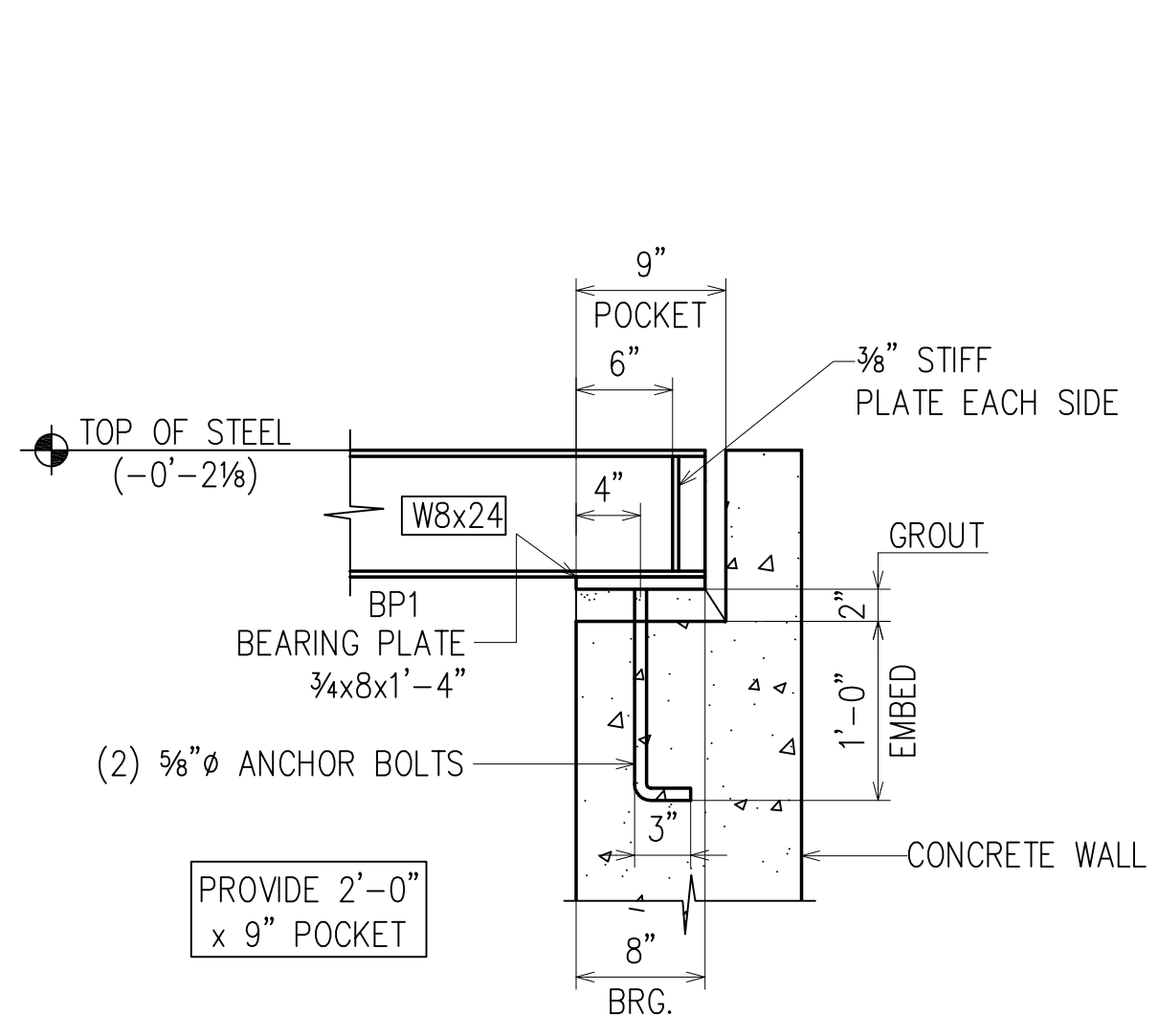
SECTION 6  
(REF S/300) (E1)  
E6



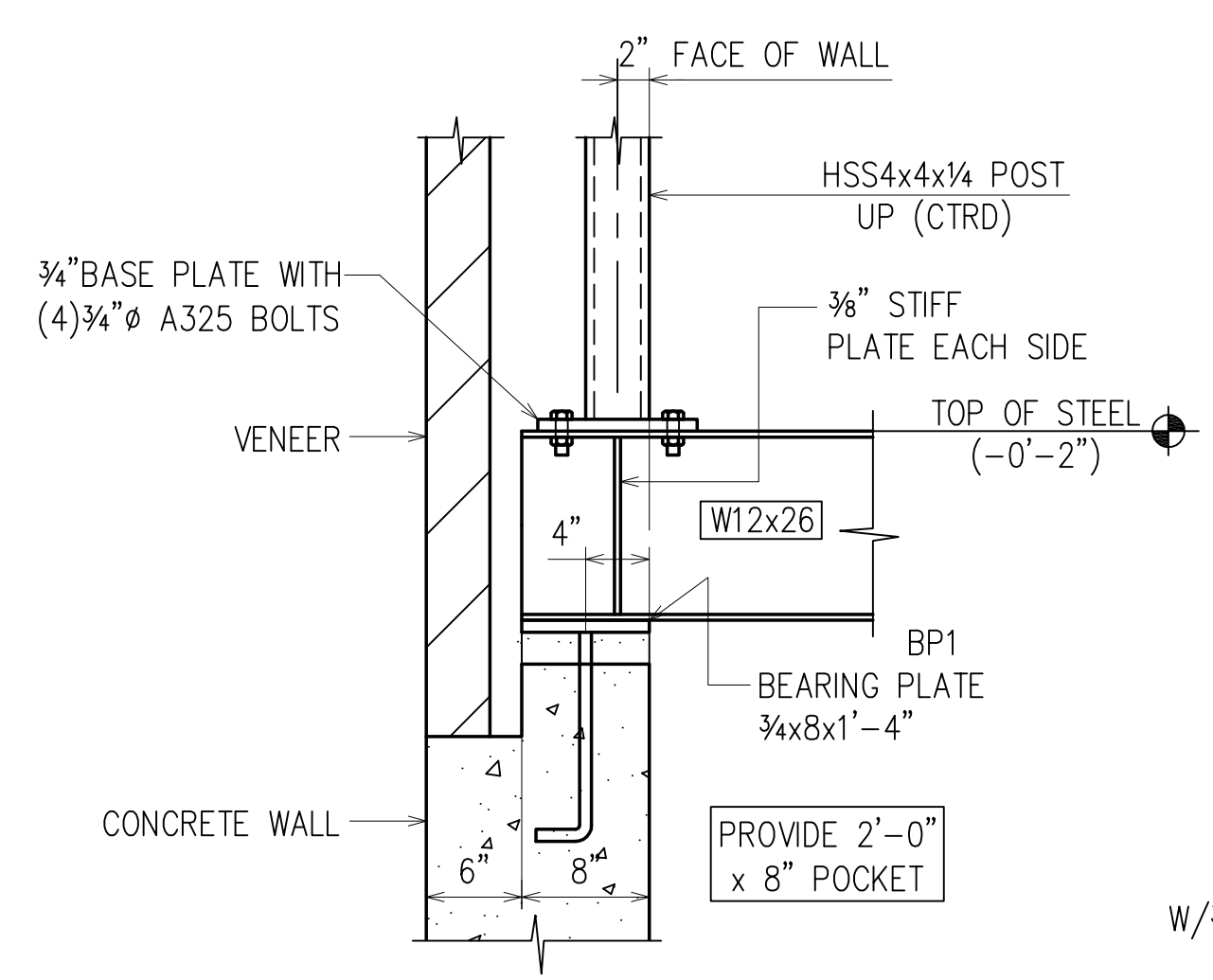
SECTION 7  
(REF S/602) (E1)  
E6



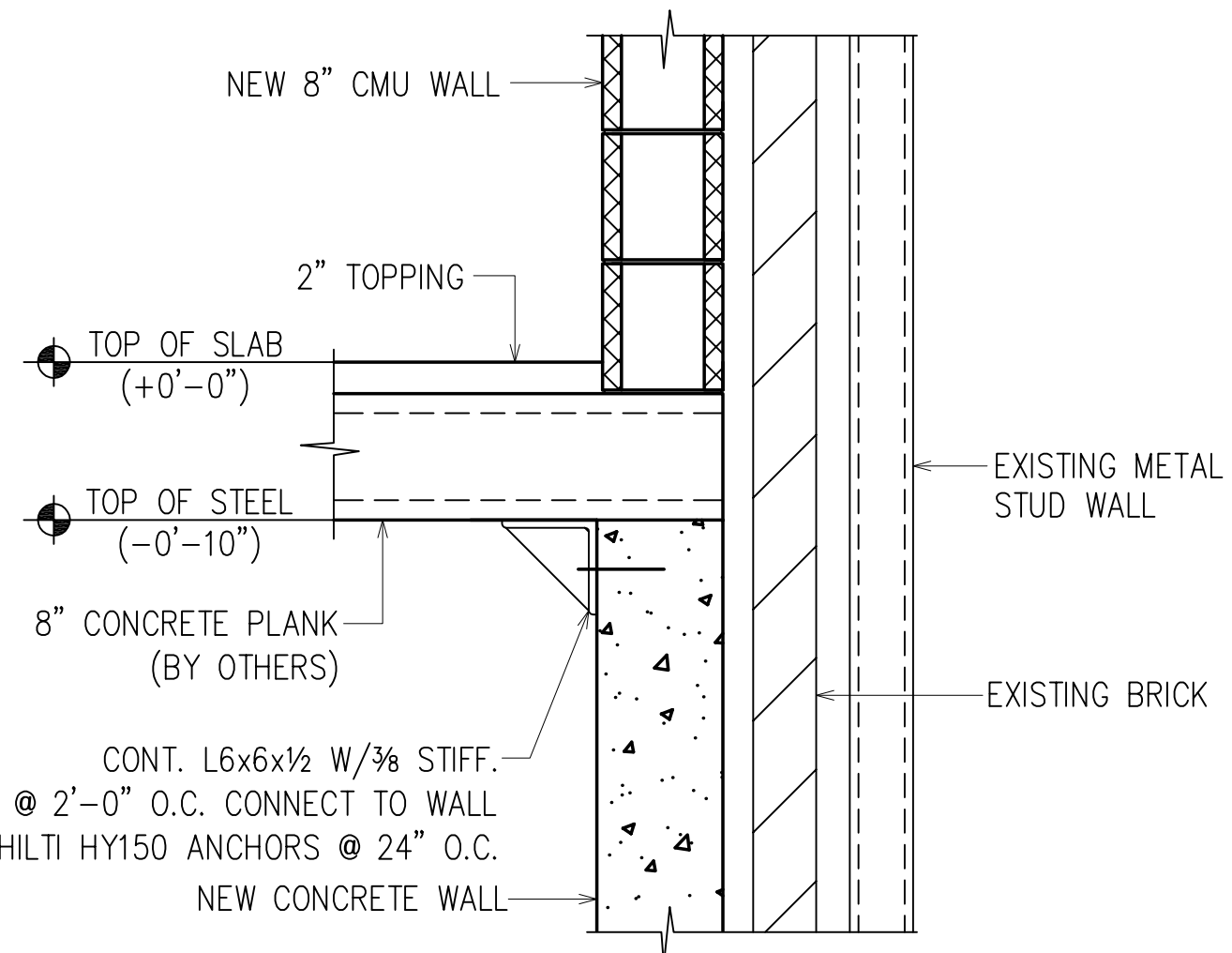
SECTION 8  
(REF S/602) (E1)  
E6



SECTION 9  
(REF S/602) (E1)  
E6



SECTION 10  
(E1) E6

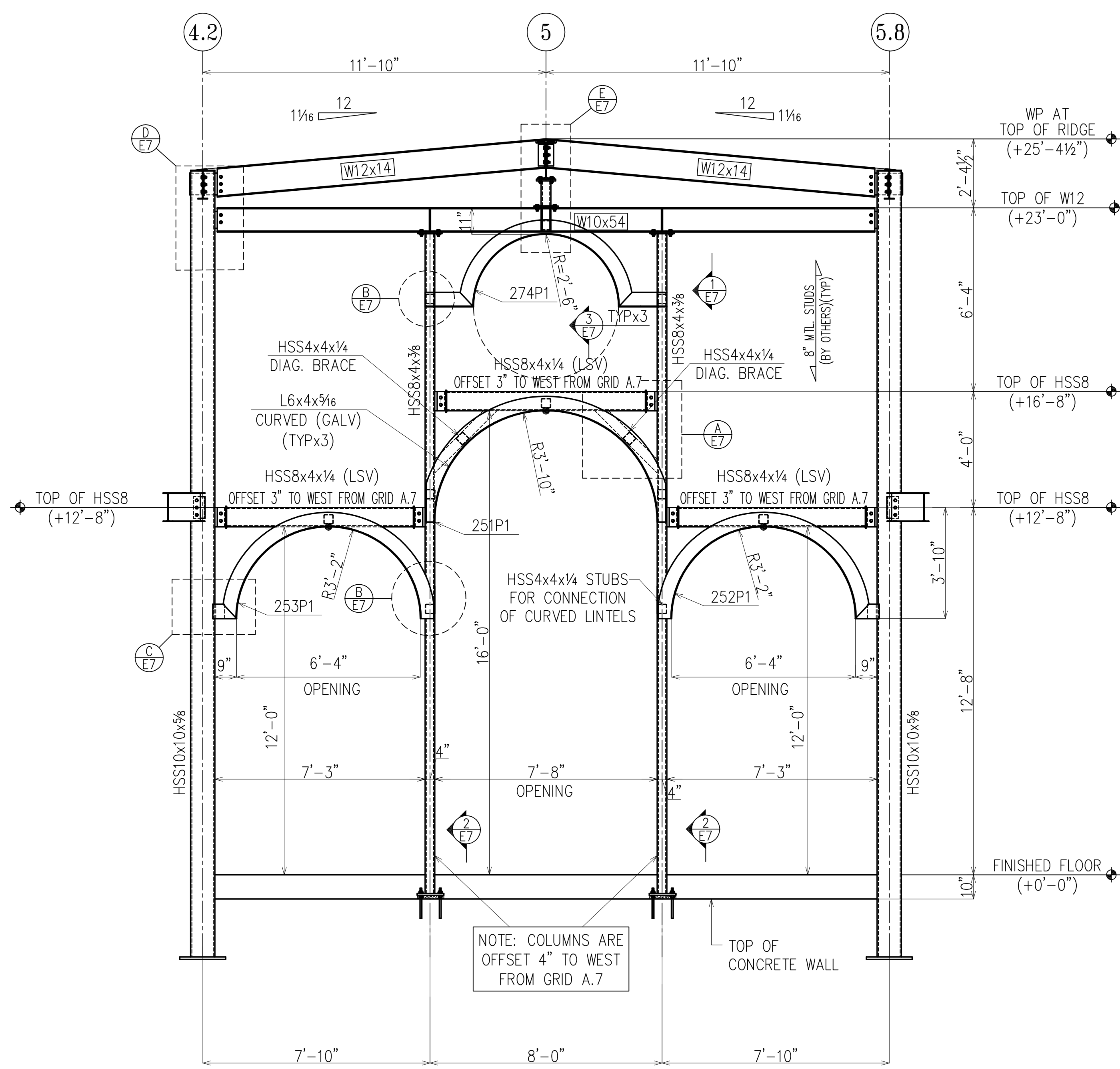


SECTION 11  
(E1) E6

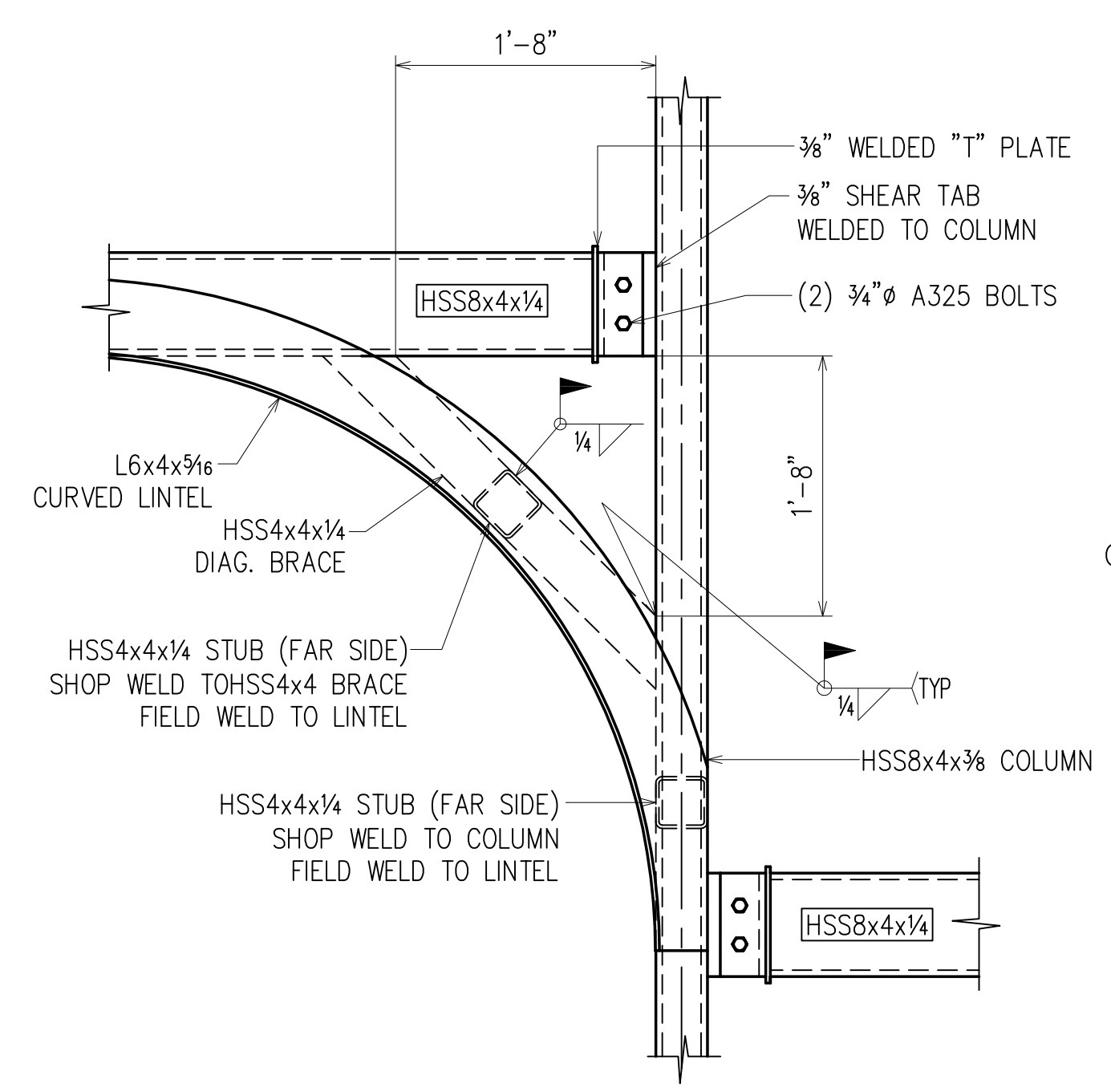
APPROVAL/REVIEW AUTHORITY:  
PLEASE REVIEW THIS DRAWING CAREFULLY.  
IT REPRESENTS OUR INTERPRETATION OF THE INTENT OF  
THE CONTRACT DOCUMENTS. HOWEVER, THE STEEL  
FABRICATOR AND THE STRUCTURAL STEEL DETAILER  
ASSUME NO RESPONSIBILITY FOR THE ACCURACY OF THE  
INFORMATION SHOWN ON THIS DRAWING. THIS IS THE  
RESPONSIBILITY OF THE CLIENT.  
  
IT WILL BE ASSUMED THAT ALL INFORMATION SHOWN  
HEREIN HAS THE AFFIRMATION OF THE APPROVAL  
AUTHORITY UNLESS NOTED TO THE CONTRARY ON THIS  
DRAWING WHEN IT IS RETURNED FROM APPROVAL.  
  
SUBSEQUENT CHANGES TO INFORMATION SHOWN ON  
THESE DRAWINGS AFTER FIRST SUBMISSION WILL BE  
CONSIDERED AS CONTRACT CHANGES.  
  
ADOPTED BY THE NATIONAL INSTITUTE OF STEEL DETAILING 1977.

DRAWINGS PREPARED BY:  
DIVISION FIVE DETAILING INC.  
1810 Gallagher Drive  
Vineland, New Jersey 08360  
Phone: (856) 794-9474  
Fax: (856) 696-2027

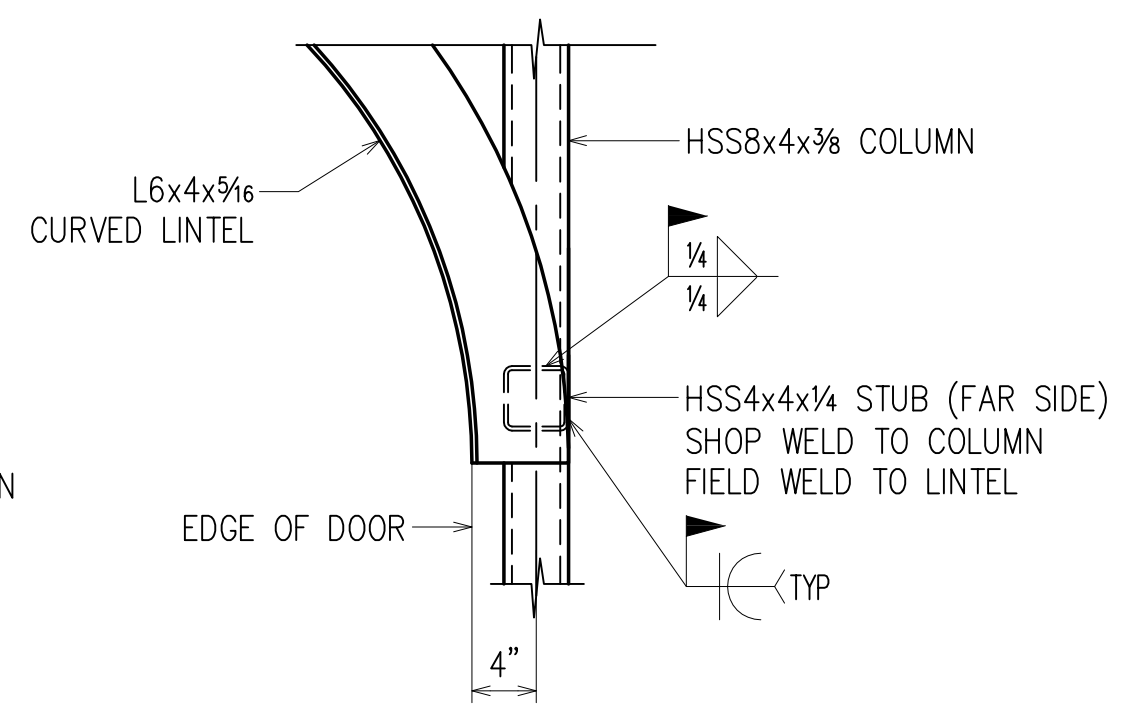
PAINT:	9/7/12	PER CHECK			FOR FIELD
MATERIAL:	7/12/12	PER PLANK DRAWINGS			4th APPVL
HOLES:	6/19/12	PER APPROVAL			3rd APPVL
ELECTRODES: E70XX (LH) or Equiv.	5/24/12	FOR APPROVAL	1/24/13	PER CHECK	2nd APPVL
TOTAL WEIGHT	NO	DATE	DESCRIPTION	NO	DATE
SC	BC	BCSC	REVISIONS		DATE
CUSTOMER:					
DRAFTER	D5	PROJECT:	ST. MINA COPTIC CHURCH		CONTRACT NO.
DATE	5/24/12	LOCATION:	HOLMDEL, NEW JERSEY		
CHECKED		DWG TITLE:	SECTIONS		DWG NO.
DATE					E6



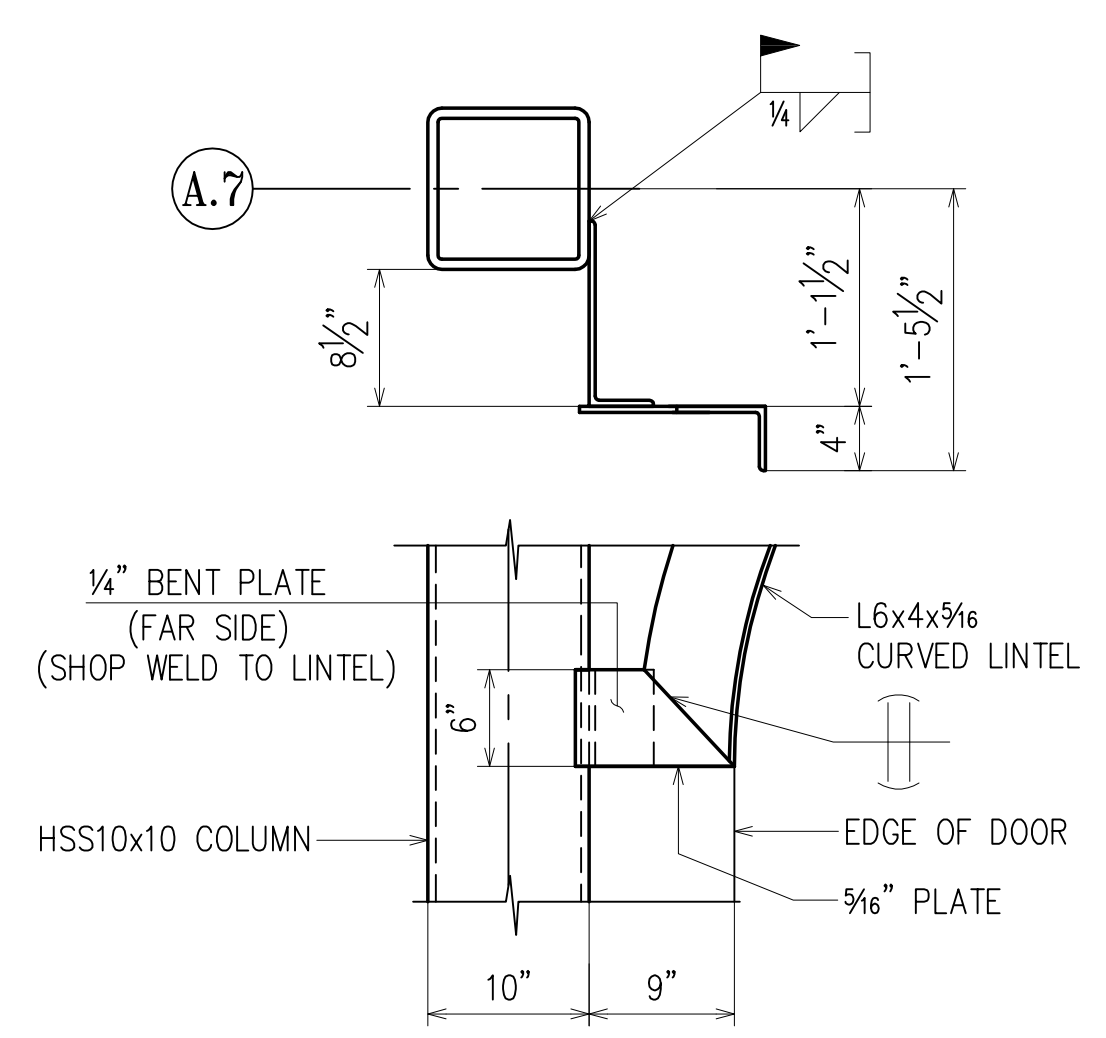
ELEVATION @ A.7 LINE  
 (REF= S-2.00)  
 (E1)(E2)



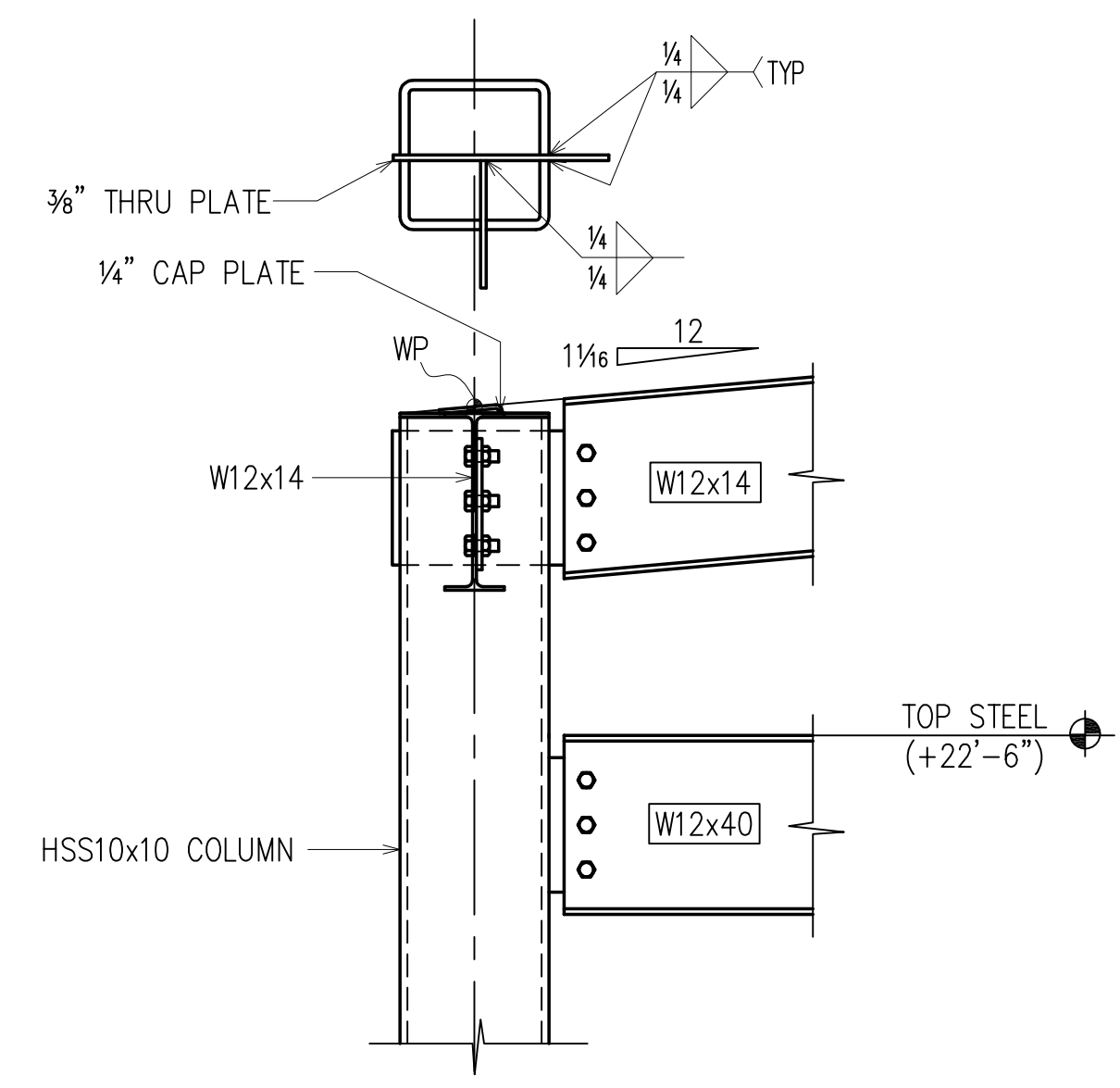
DETAIL A  
 (REF= S-2.00)  
 (E7)



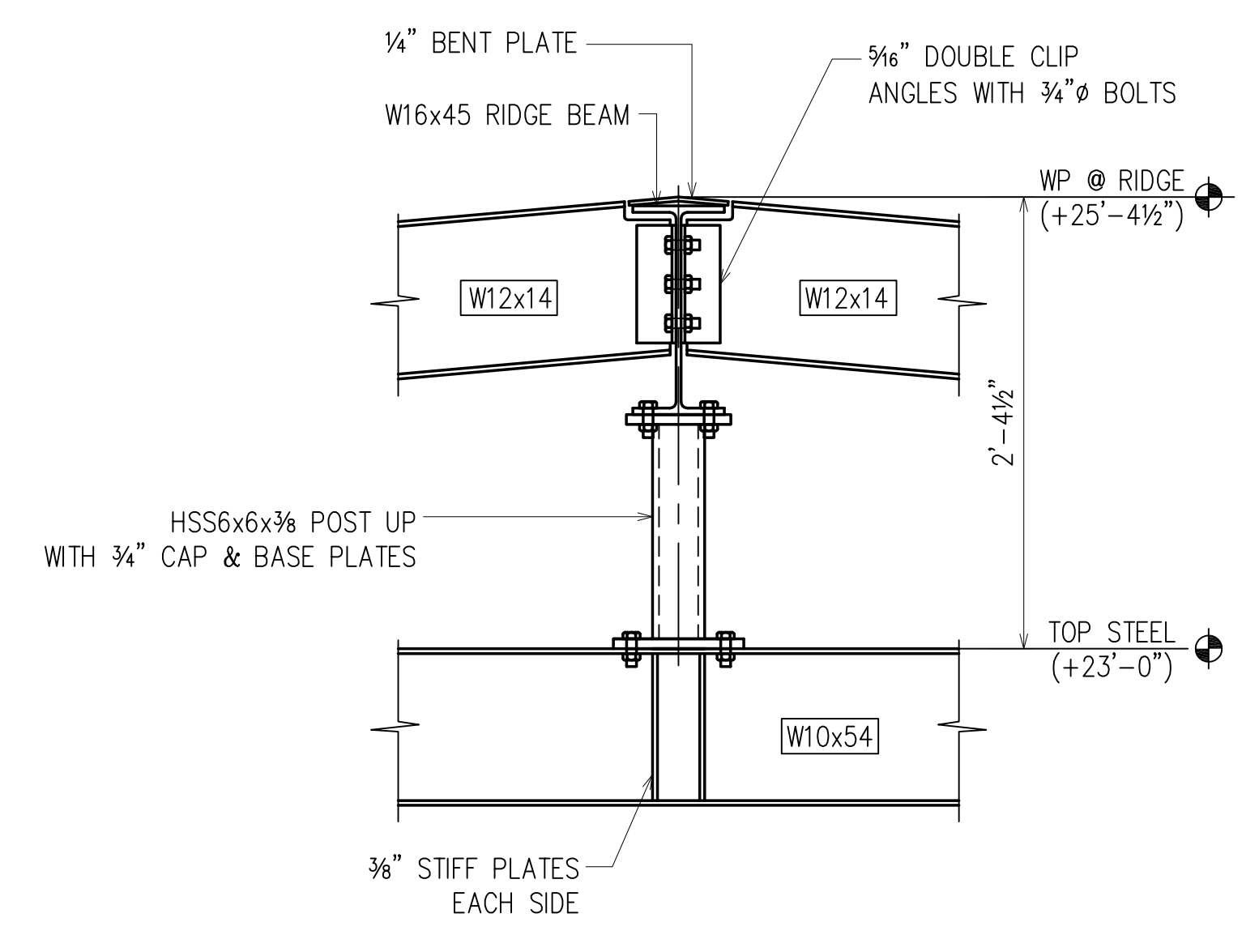
DETAIL B  
 (REF= S-2.00)  
 (E7)



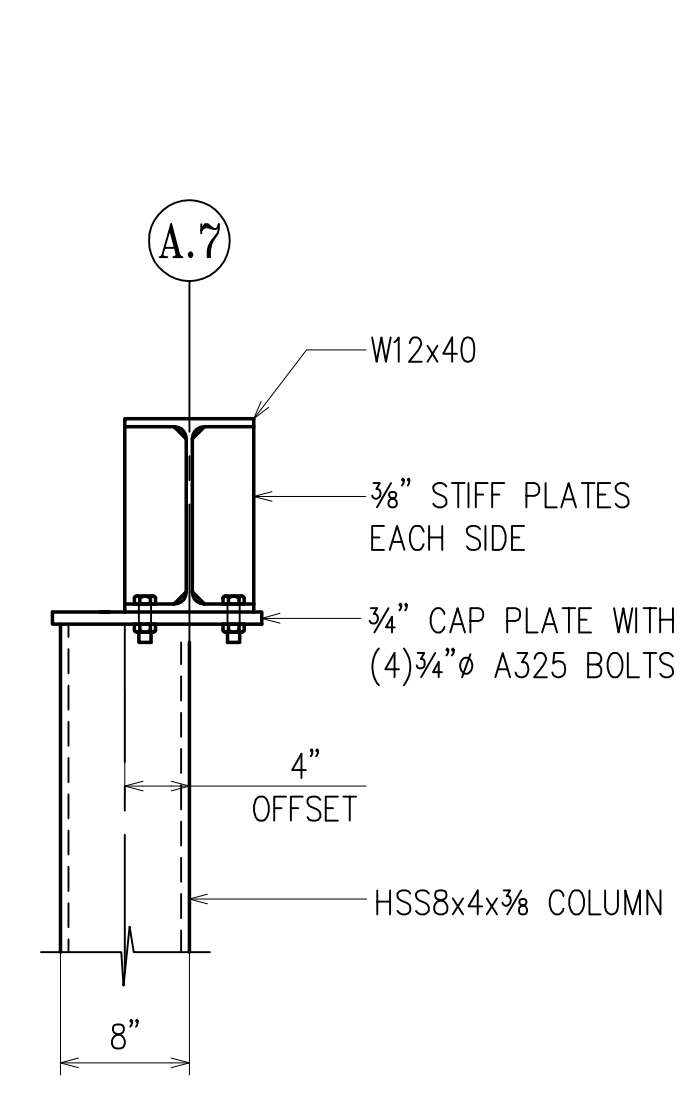
DETAIL C  
 (REF= S-2.00)  
 (E7)



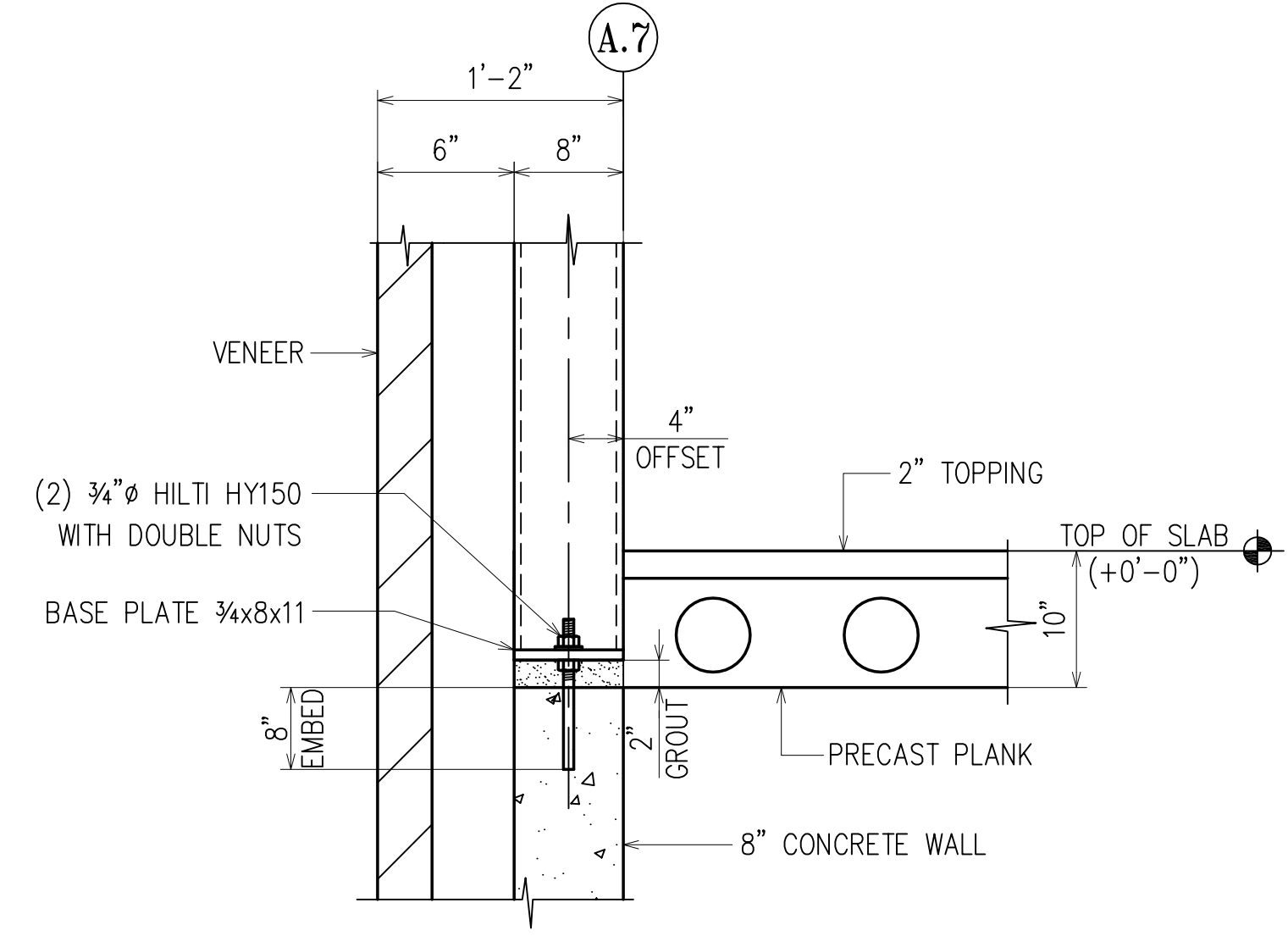
DETAIL D  
 (REF= S-2.00)  
 (E7)



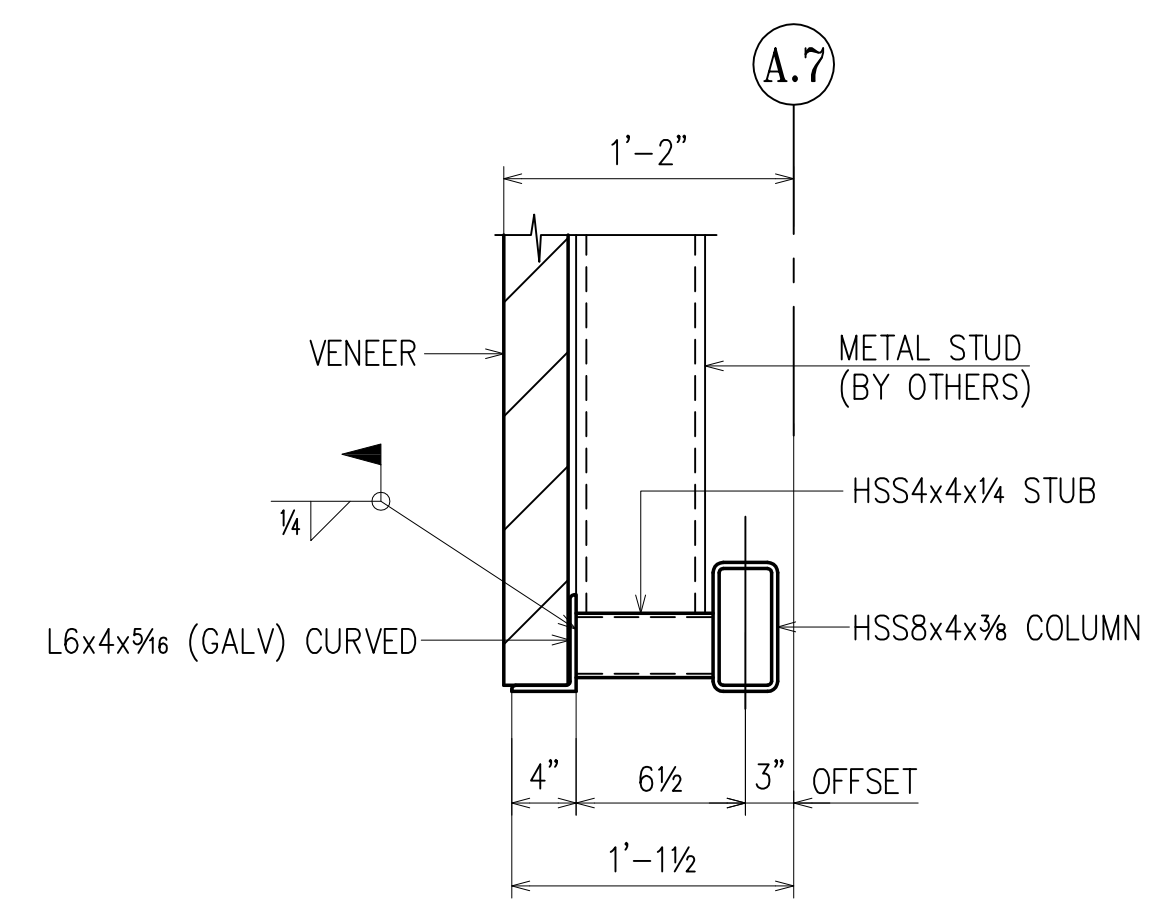
DETAIL E  
 (REF= S-2.00)  
 (E7)



SECTION 1  
 (REF= S-2.00)  
 (E7)



SECTION 2  
 (REF= S-2.00)  
 (E7)

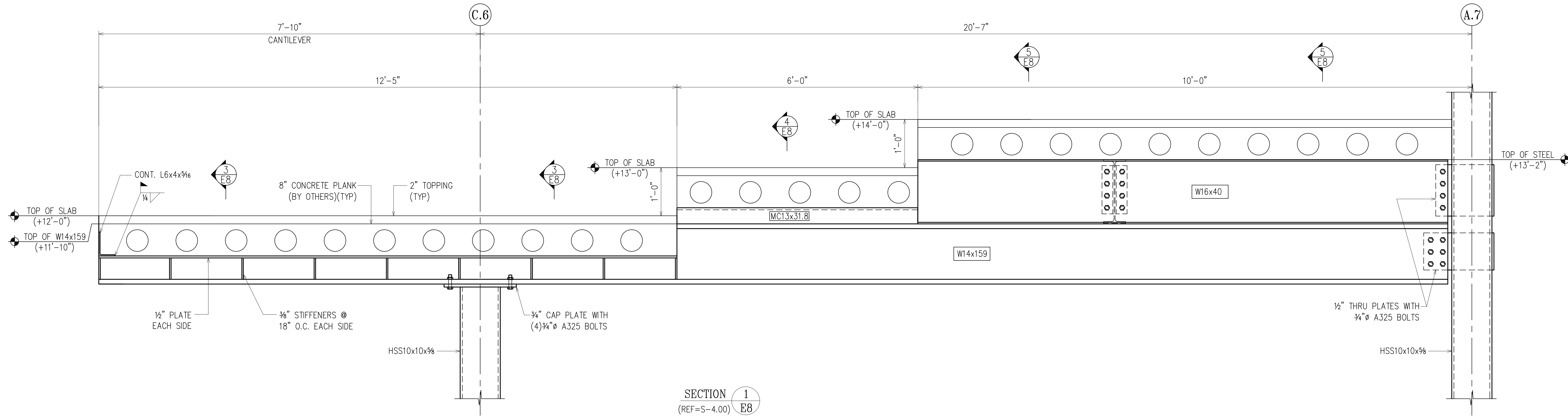


SECTION 3  
 (REF= S-2.00)  
 (E7)

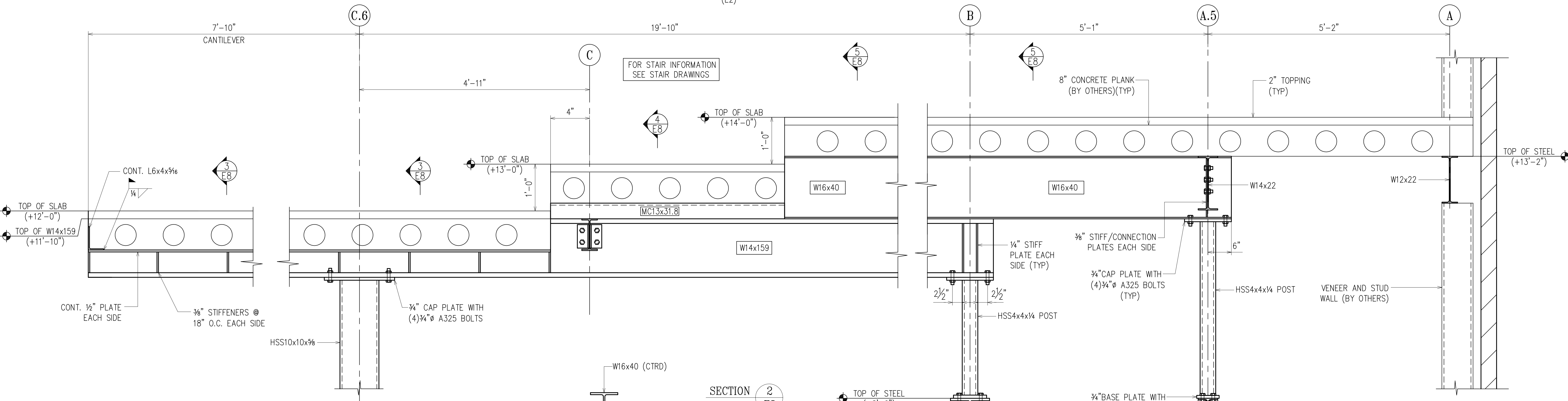
APPROVAL/REVIEW AUTHORITY:  
 PLEASE REVIEW THIS DRAWING CAREFULLY.  
 IT REPRESENTS OUR INTERPRETATION OF THE INTENT OF THE CONTRACT DOCUMENTS. HOWEVER, THE STEEL FABRICATOR AND THE STRUCTURAL STEEL DETAILER ASSUME NO RESPONSIBILITY FOR THE ACCURACY OF THE INFORMATION SHOWN ON THIS DRAWING. THIS IS THE RESPONSIBILITY OF THE BRIDGE.  
 IT WILL BE ASSUMED THAT ALL INFORMATION SHOWN HEREIN HAS THE AFFIRMATION OF THE APPROVAL AUTHORITY UNLESS NOTED TO THE CONTRARY ON THIS DRAWING WHEN IT IS RETURNED FROM APPROVAL.  
 SUBSEQUENT CHANGES TO INFORMATION SHOWN ON THESE DRAWINGS AFTER FIRST SUBMISSION WILL BE CONSIDERED AS CONTRACT CHANGES.  
 ADOPTED BY THE NATIONAL INSTITUTE OF STEEL DETAILING 1977.

DRAWINGS PREPARED BY:  
 DIVISION FIVE DETAILING INC.  
 1810 Gallagher Drive  
 Vineland, New Jersey 08360  
 Phone: (856) 794-9474  
 Fax: (856) 696-2027

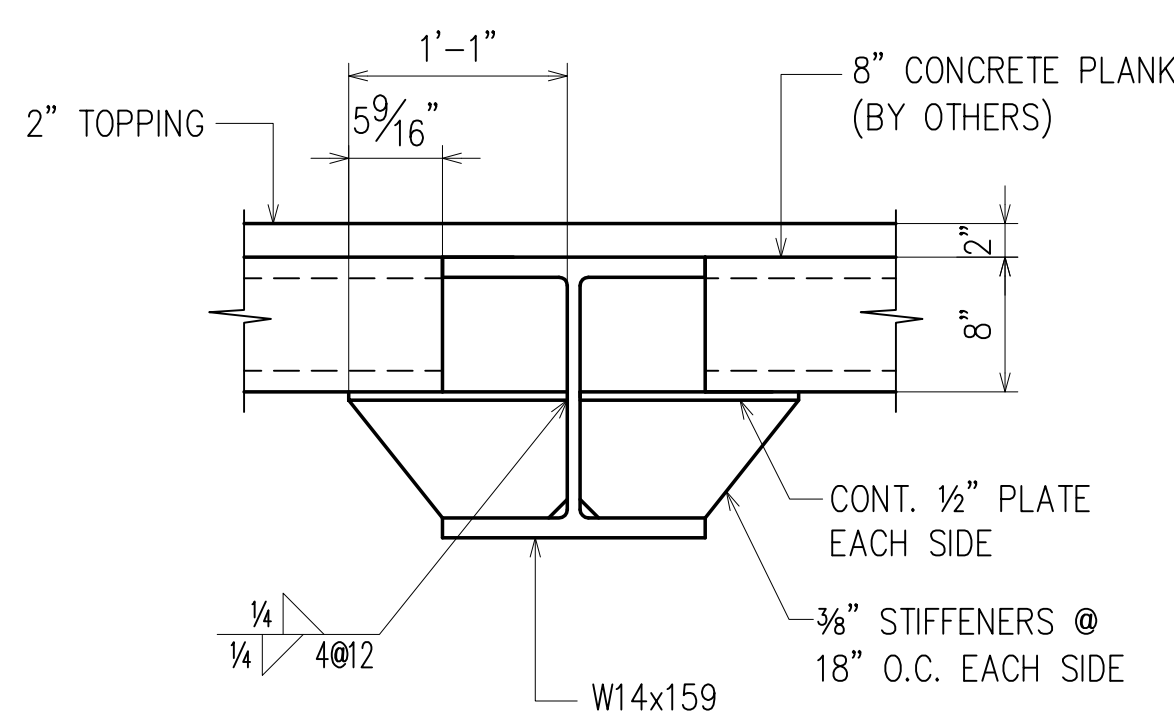
PAINT:	7/9/12	PER ELEVATION CHECK			FOR FIELD
MATERIAL:	6/25/12	PER MEETING PER ARCH APPROVAL	11/28/12	FOR FABRICATION	4th APPVL
HOLES:	6/20/12	PER APPROVAL	9/11/12	PER MEETING ON 9/10	3rd APPVL
ELECTRODES: E70XX (LH) or Equiv.	5/24/12	FOR APPROVAL	7/9/12	PER CHECK	2nd APPVL
TOTAL WEIGHT	NO DATE	DESCRIPTION	NO DATE	DESCRIPTION	1st APPVL
SC	BC	BCSC	REVISIONS		DATE
CUSTOMER:					
DRAFTER DS	PROJECT:	ST. MINA COPTIC CHURCH			CONTRACT NO.
DATE 5/24/12	LOCATION:	HOLMDEL, NEW JERSEY			
CHECKED	DWG TITLE:	FRONT ELEVATION AT A.7 LINE			DWG NO.
DATE					E7



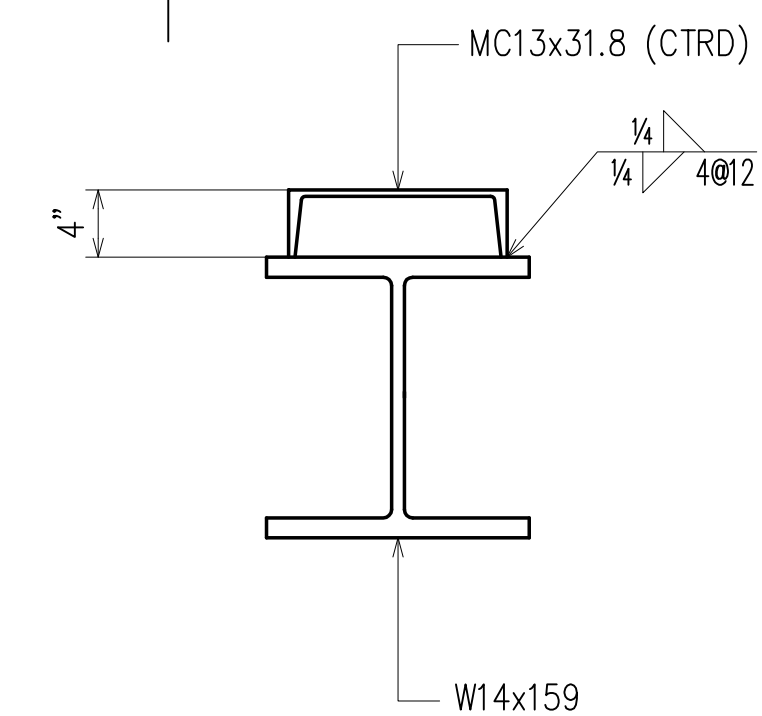
SECTION 1  
(REF=S-4.00)  
(E2)



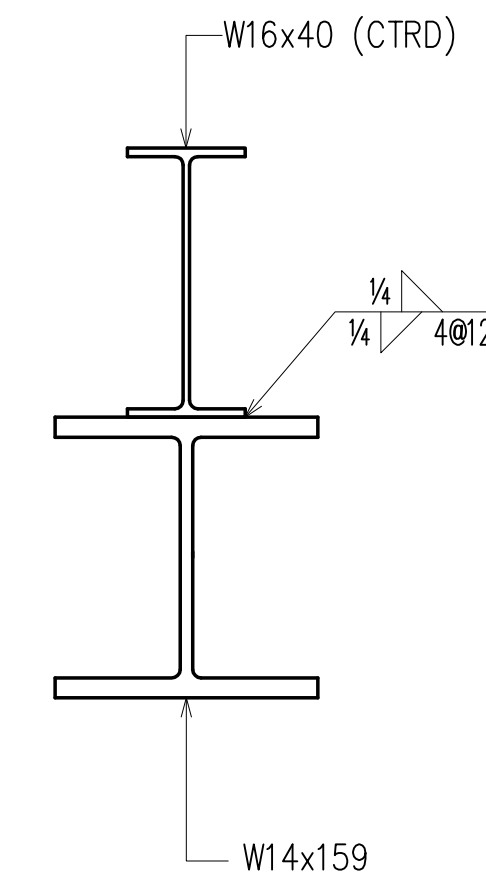
SECTION 2  
(REF=S-4.00)  
(E2)



SECTION 3  
(REF=S-4.00)  
(E2)



SECTION 4  
(REF=S-4.00)  
(E2)



SECTION 5  
(REF=S-4.00)  
(E2)

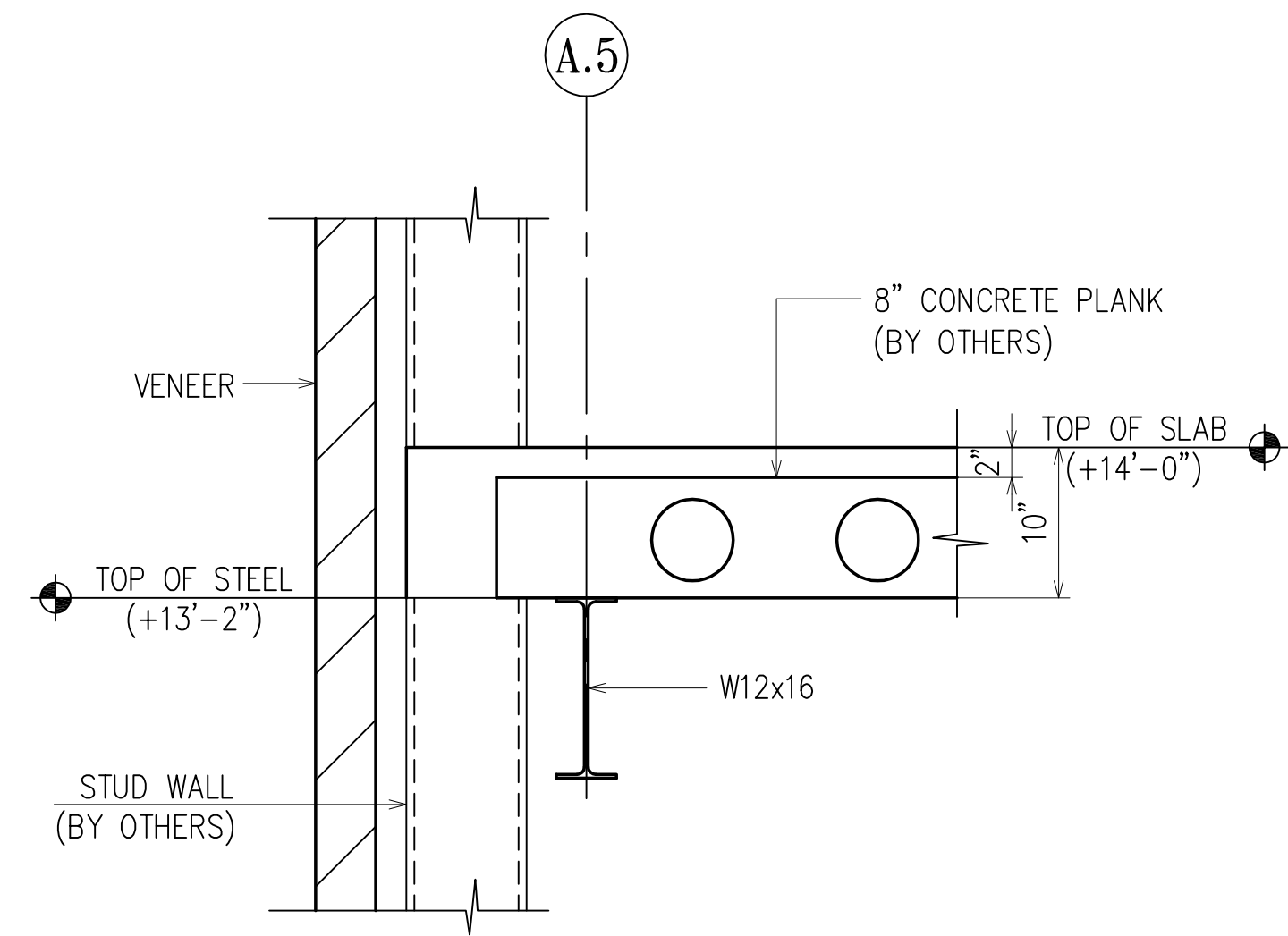
APPROVAL/REVIEW AUTHORITY:  
PLEASE REVIEW THIS DRAWING CAREFULLY.  
IT REPRESENTS OUR INTERPRETATION OF THE INTENT OF  
THE CONTRACT DOCUMENTS. HOWEVER, THE STEEL  
FABRICATOR AND THE STRUCTURAL STEEL DETAILER  
ASSUME NO RESPONSIBILITY FOR THE ACCURACY OF THE  
INFORMATION SHOWN ON THIS DRAWING. THIS IS THE  
RESPONSIBILITY OF THE BUYER.  
IT WILL BE ASSUMED THAT ALL INFORMATION SHOWN  
HEREIN HAS THE AFFIRMATION OF THE APPROVAL  
AUTHORITY UNLESS NOTED TO THE CONTRARY ON THIS  
DRAWING WHEN IT IS RETURNED FROM APPROVAL.  
SUBSEQUENT CHANGES TO INFORMATION SHOWN ON  
THESE DRAWINGS AFTER FIRST SUBMISSION WILL BE  
CONSIDERED AS CONTRACT CHANGES.  
ADOPTED BY THE NATIONAL INSTITUTE OF STEEL DETAILING 1977.

DRAWINGS PREPARED BY:  
DIVISION FIVE DETAILING INC.  
1810 Gallagher Drive  
Vineland, New Jersey 08360  
Phone: (856) 794-9474  
Fax: (856) 696-2027

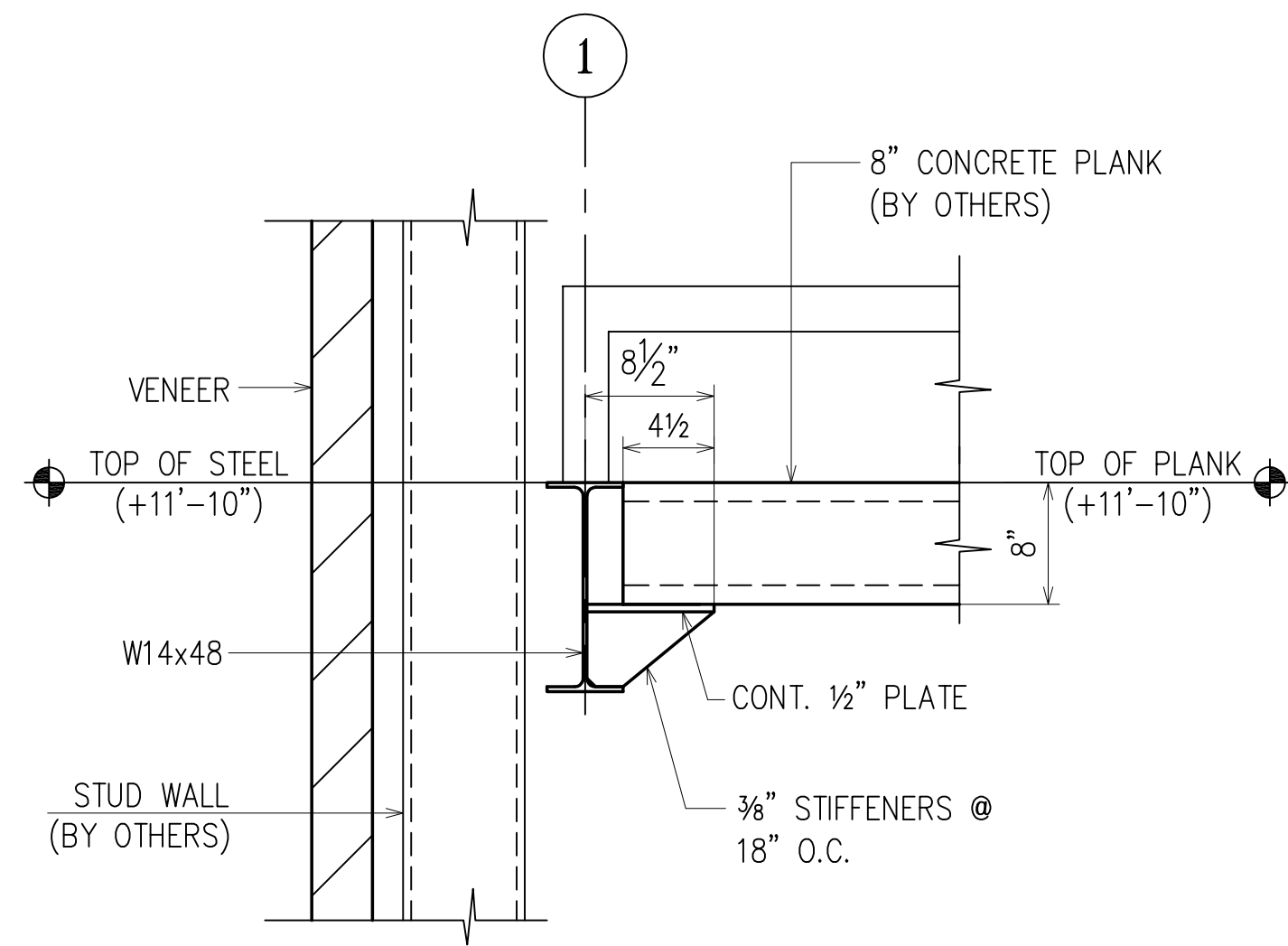
PAIN:	9/1/12	PER MEETING ON 9/10			FOR FIELD
MATERIAL:	9/7/12	PER CHECK			4th APPVL
HOLES:	8/20/12	PER APPROVAL			3rd APPVL
ELECTRODES: E70XX (LH) or Equiv.	5/24/12	FOR APPROVAL	11/7/12	ADD L6x4 ANGLE	2nd APPVL
TOTAL WEIGHT	NO DATE	DESCRIPTION	NO DATE	DESCRIPTION	1st APPVL
SC	BC	BCSC	REVISIONS		DATE

CUSTOMER:		ST. MINA COPTIC CHURCH		CONTRACT NO.
DRAFTER	D5	PROJECT:	HOLMDEL, NEW JERSEY	
DATE	5/24/12	LOCATION:		
CHECKED		DWG TITLE:	SECTIONS	DWG NO.
DATE				E8

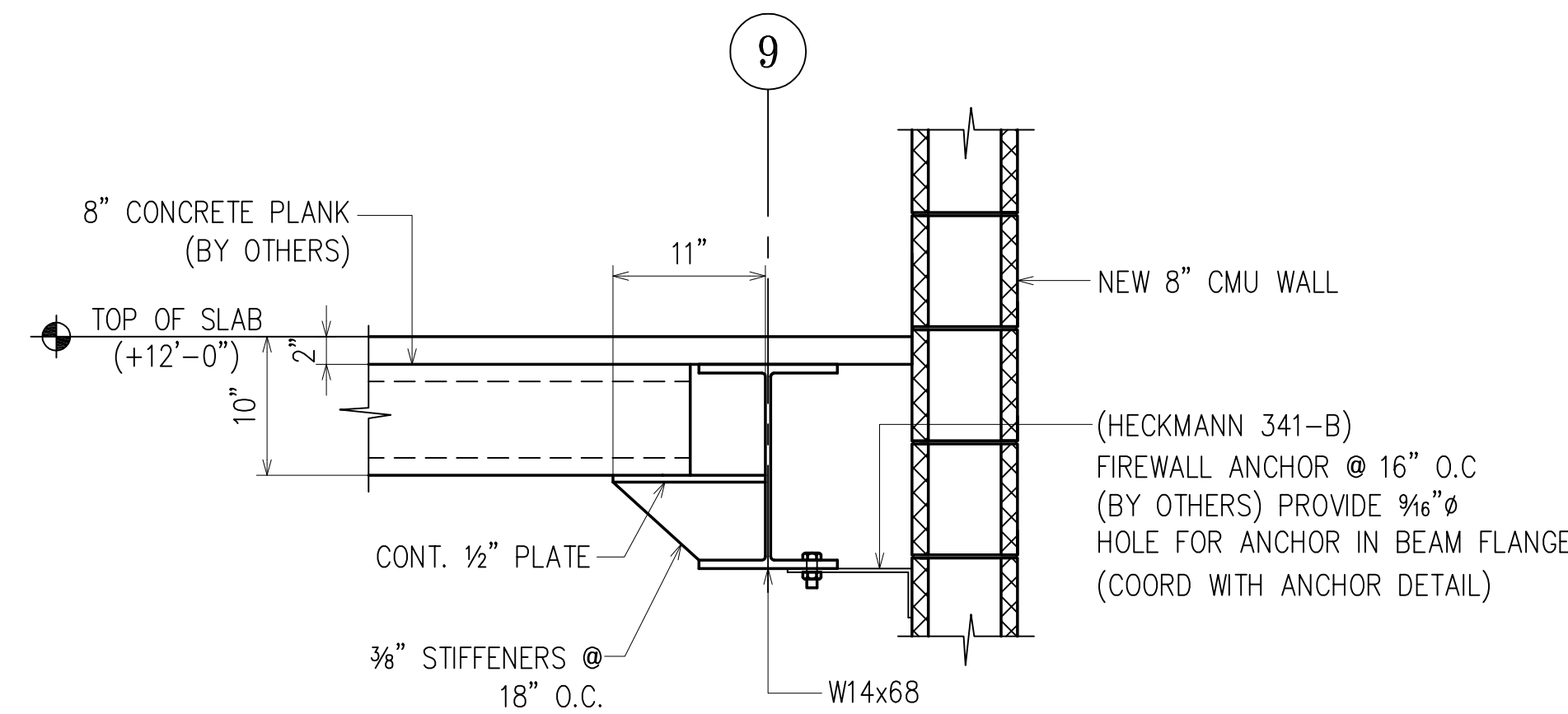




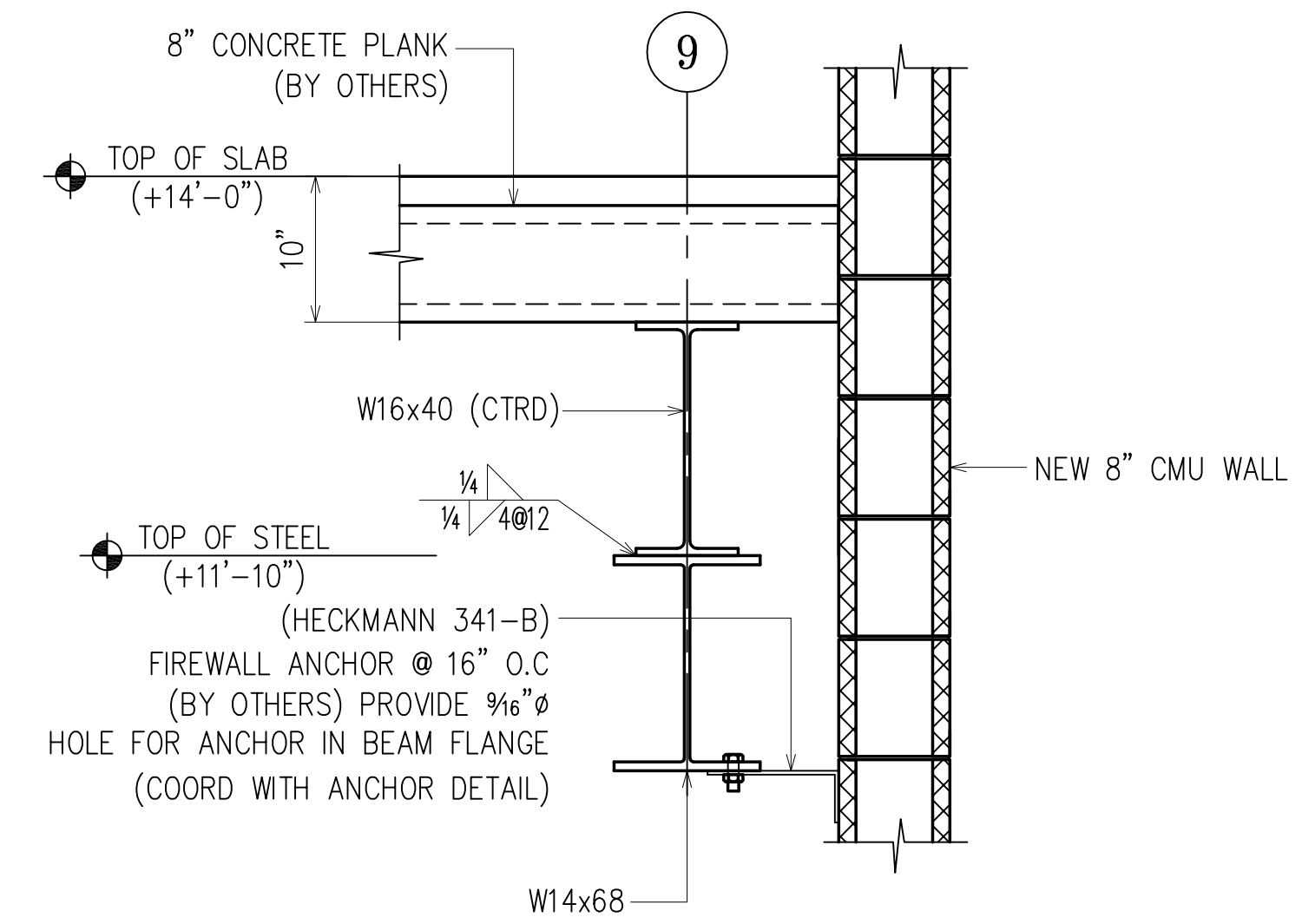
SECTION 1  
(REF=1/S-4.00) (E2)



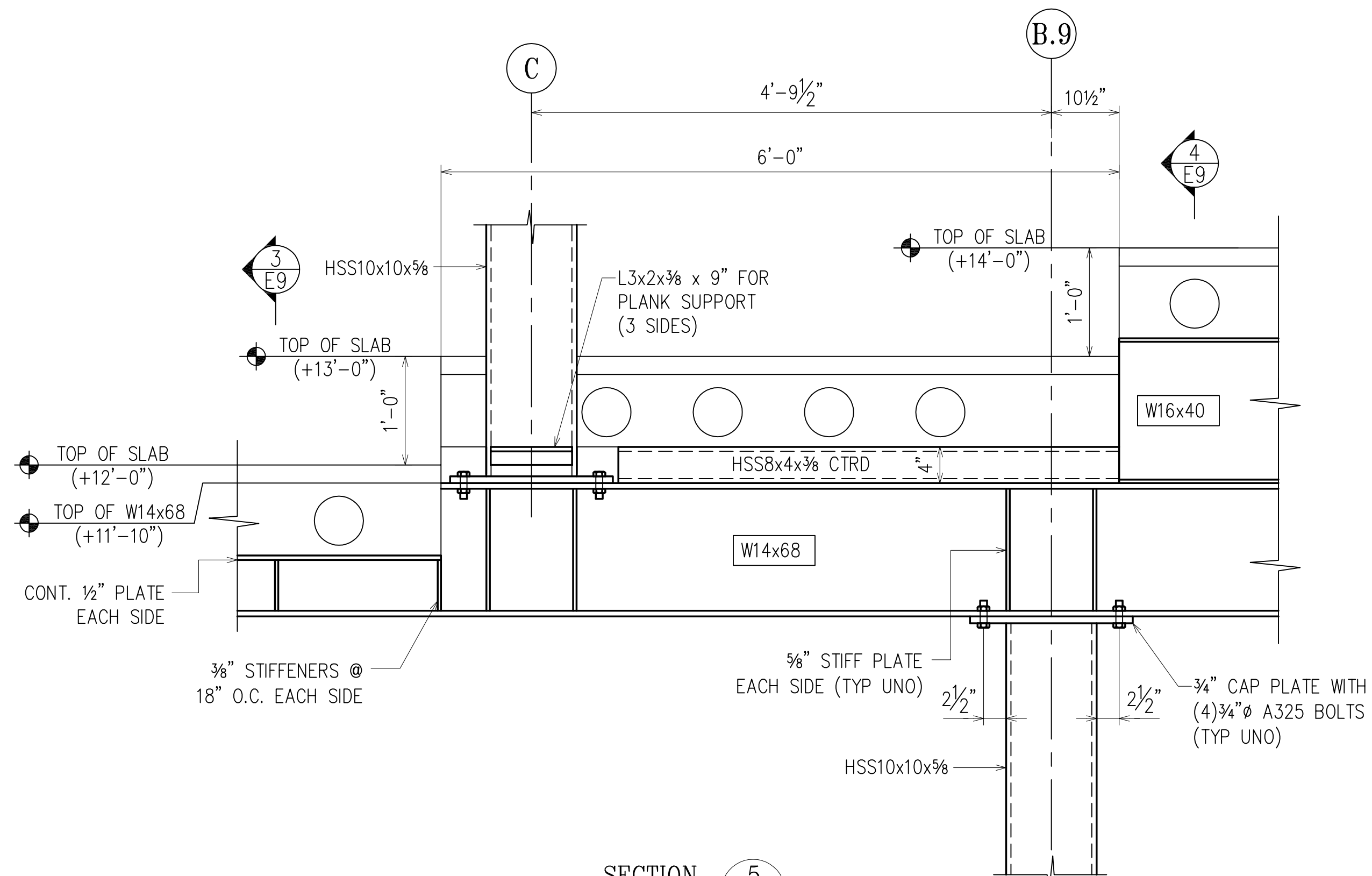
SECTION 2  
(REF=2/S-4.00) (E2)



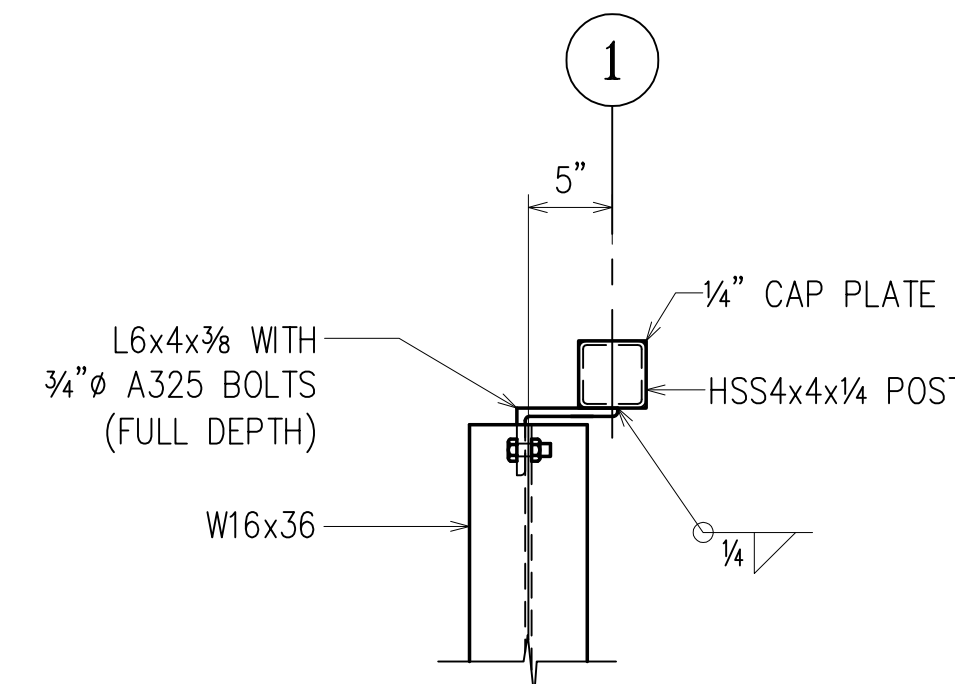
SECTION 3  
(REF=11/S-3.01) (E2)



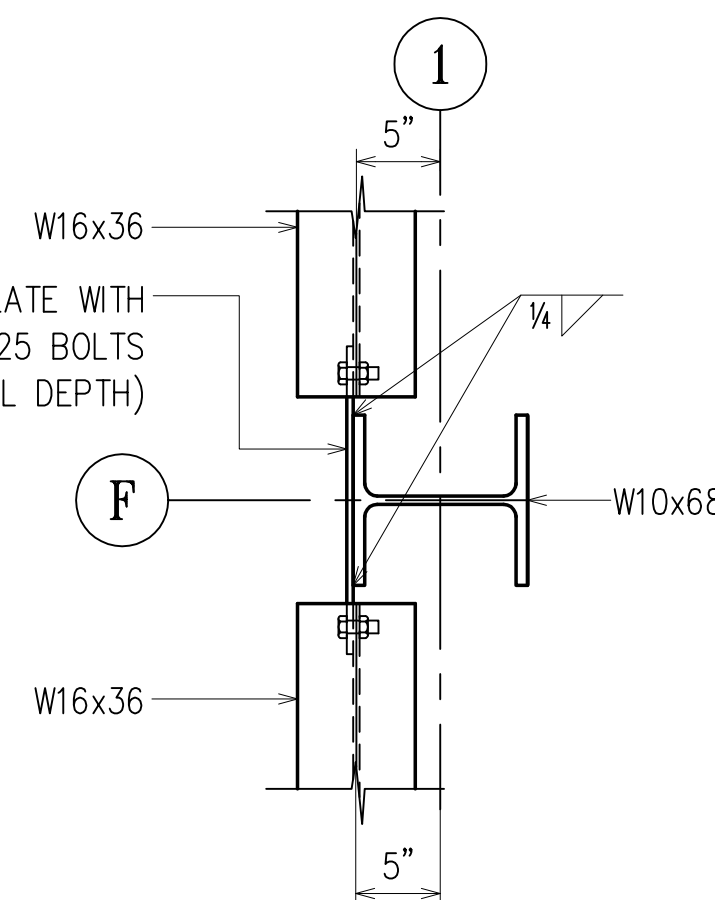
SECTION 4  
(REF=S-4.00) (E2)



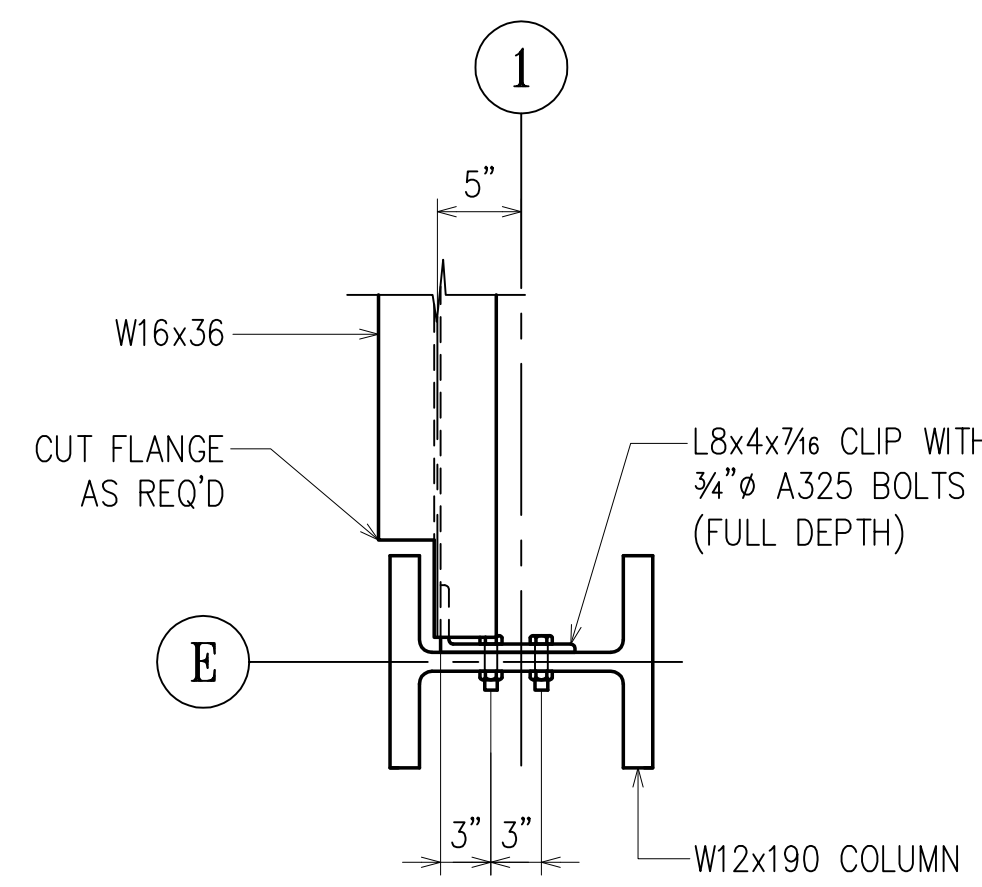
SECTION 5  
(E2)



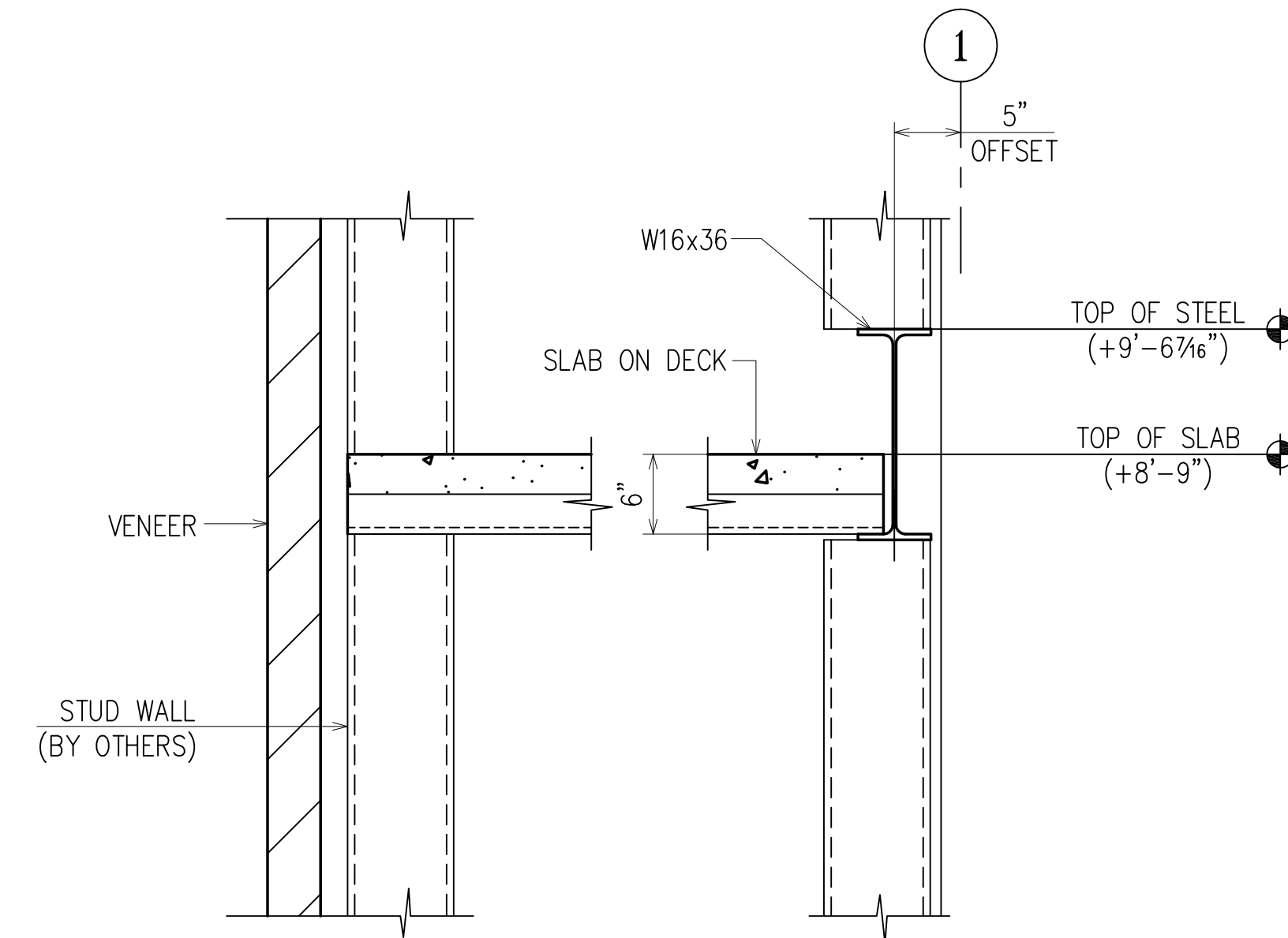
SECTION 6  
(E2)



SECTION 7  
(E2)



SECTION 8  
(E2)

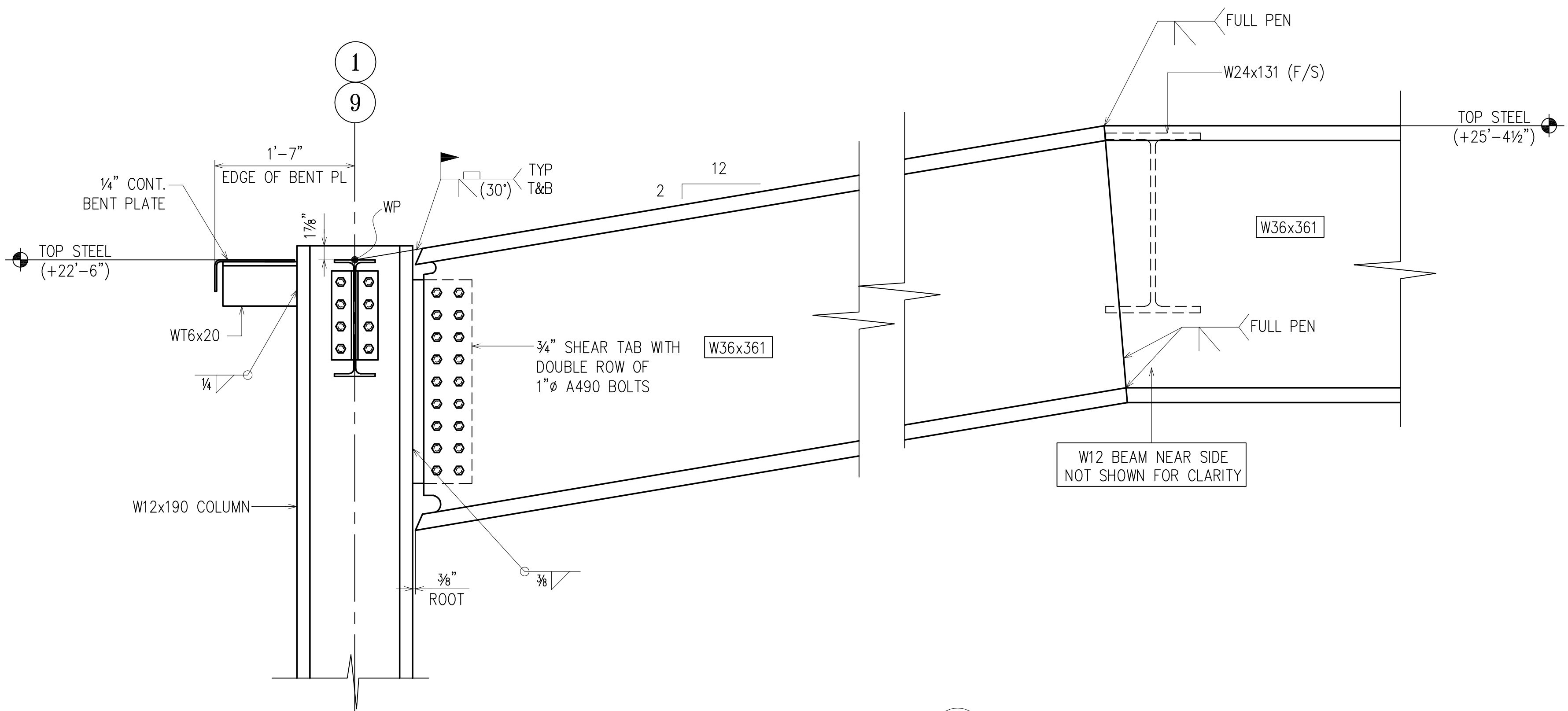


SECTION 9  
(E2)

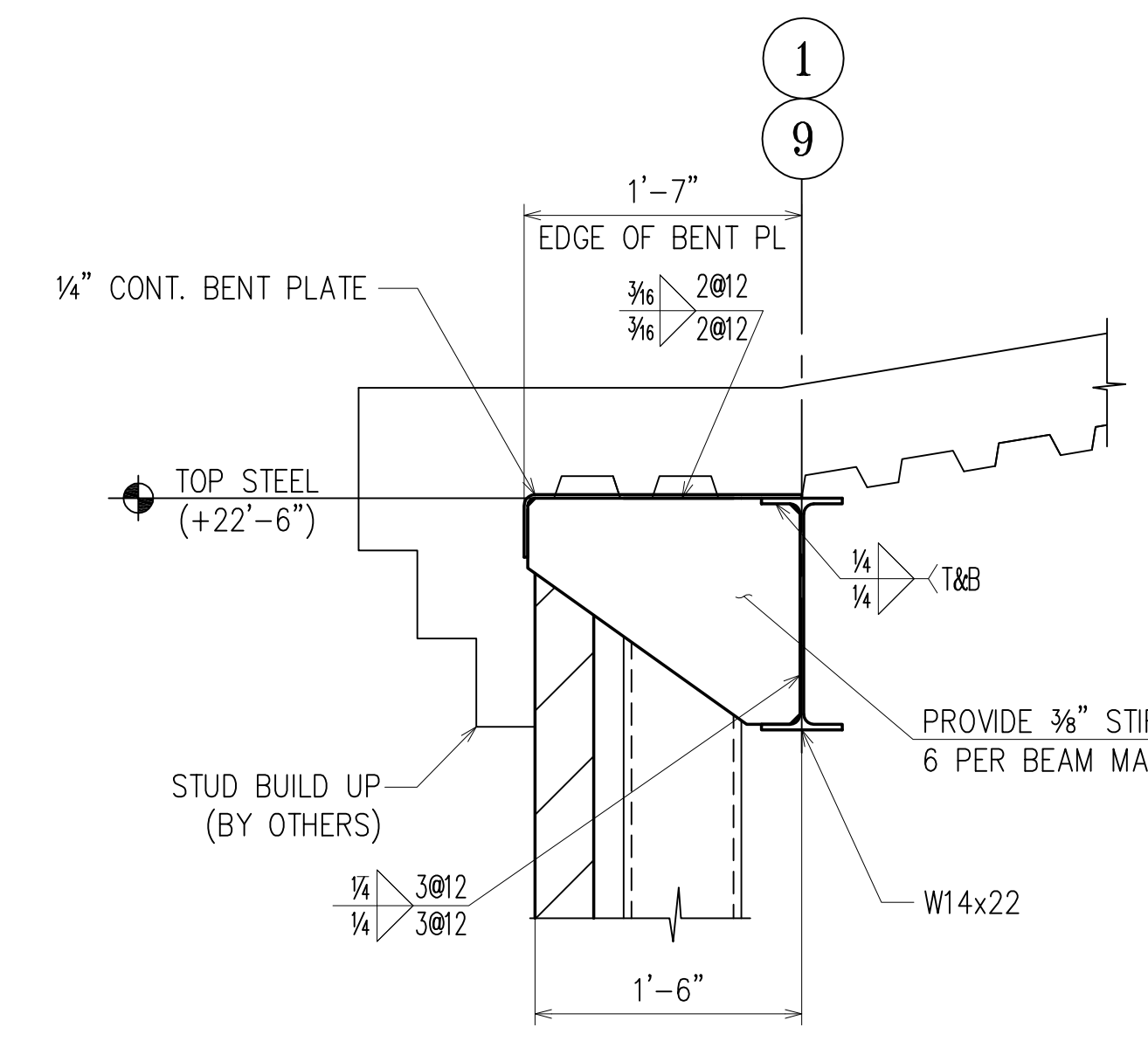
APPROVAL/REVIEW AUTHORITY:  
PLEASE REVIEW THIS DRAWING CAREFULLY.  
IT REPRESENTS OUR INTERPRETATION OF THE INTENT OF THE CONTRACT DOCUMENTS. HOWEVER, THE STEEL FABRICATOR AND THE STRUCTURAL STEEL DETAILER ASSUME NO RESPONSIBILITY FOR THE ACCURACY OF THE INFORMATION SHOWN ON THIS DRAWING. THIS IS THE RESPONSIBILITY OF THE OWNER.  
IT WILL BE ASSUMED THAT ALL INFORMATION SHOWN HEREIN HAS THE AFFIRMATION OF THE APPROVAL AUTHORITY UNLESS NOTED TO THE CONTRARY ON THIS DRAWING WHEN IT IS RETURNED FROM APPROVAL.  
SUBSEQUENT CHANGES TO INFORMATION SHOWN ON THESE DRAWINGS AFTER FIRST SUBMISSION WILL BE CONSIDERED AS CONTRACT CHANGES.  
ADOPTED BY THE NATIONAL INSTITUTE OF STEEL DETAILING 1977.

DRAWINGS PREPARED BY:  
DIVISION FIVE DETAILING INC.  
1810 Gallagher Drive  
Vineland, New Jersey 08360  
Phone: (856) 794-9474  
Fax: (856) 696-2027

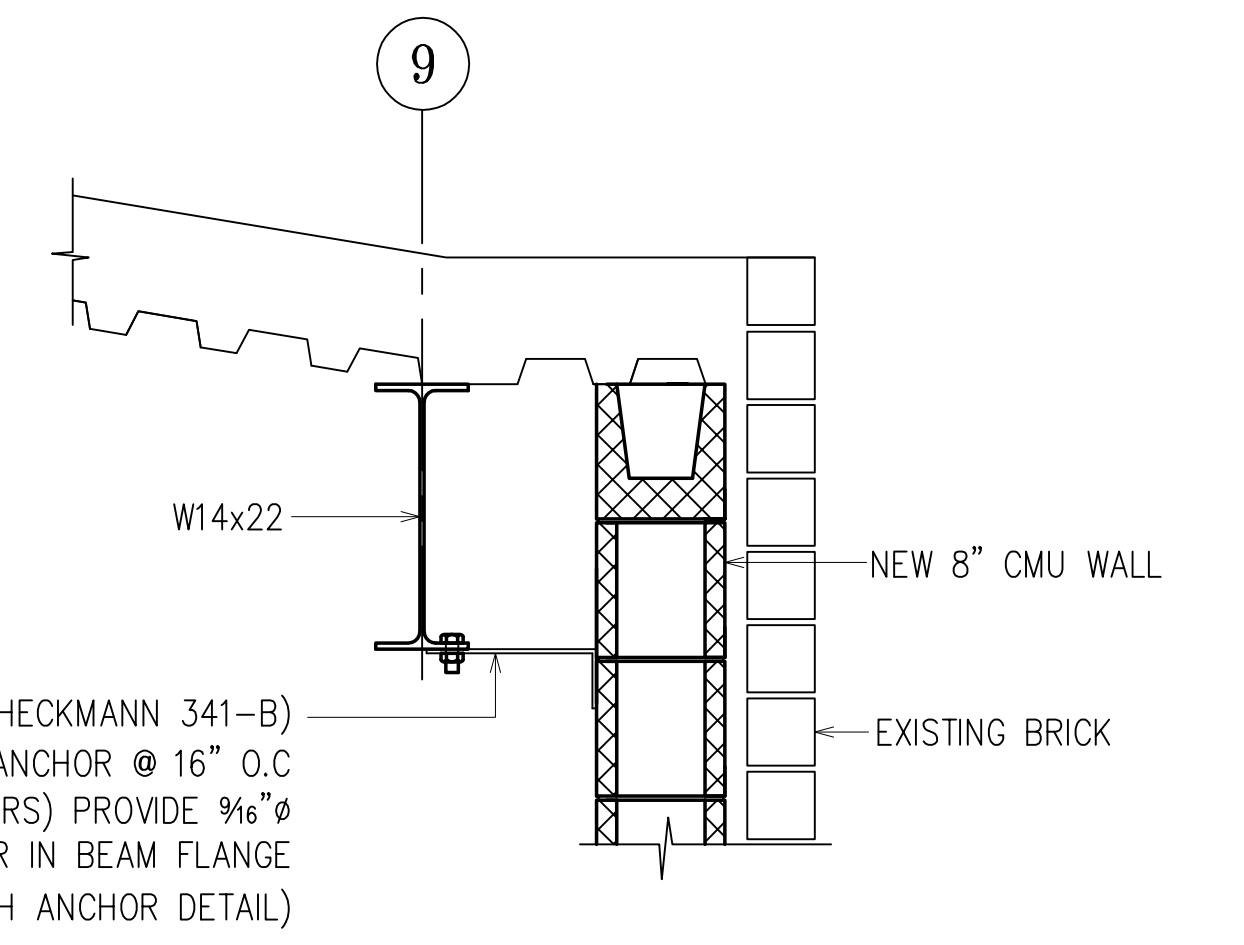
PAINT:					FOR FIELD
MATERIAL:		1/24/13	PER CHECK		4th APPVL
HOLES:		6/20/12	PER APPROVAL		3rd APPVL
ELECTRODES: E70XX (LH) or Equiv.		5/24/12	FOR APPROVAL		2nd APPVL
TOTAL WEIGHT	NO DATE	DESCRIPTION	NO DATE	DESCRIPTION	1st APPVL
SC	BC	BCSC	REVISIONS		DATE
CUSTOMER:					
DRAFTER D5	PROJECT:	ST. MINA COPTIC CHURCH			CONTRACT NO.
DATE 5/24/12	LOCATION:	HOLMDEL, NEW JERSEY			
CHECKED	DWG TITLE:	SECTIONS			DWG NO.
DATE					E9



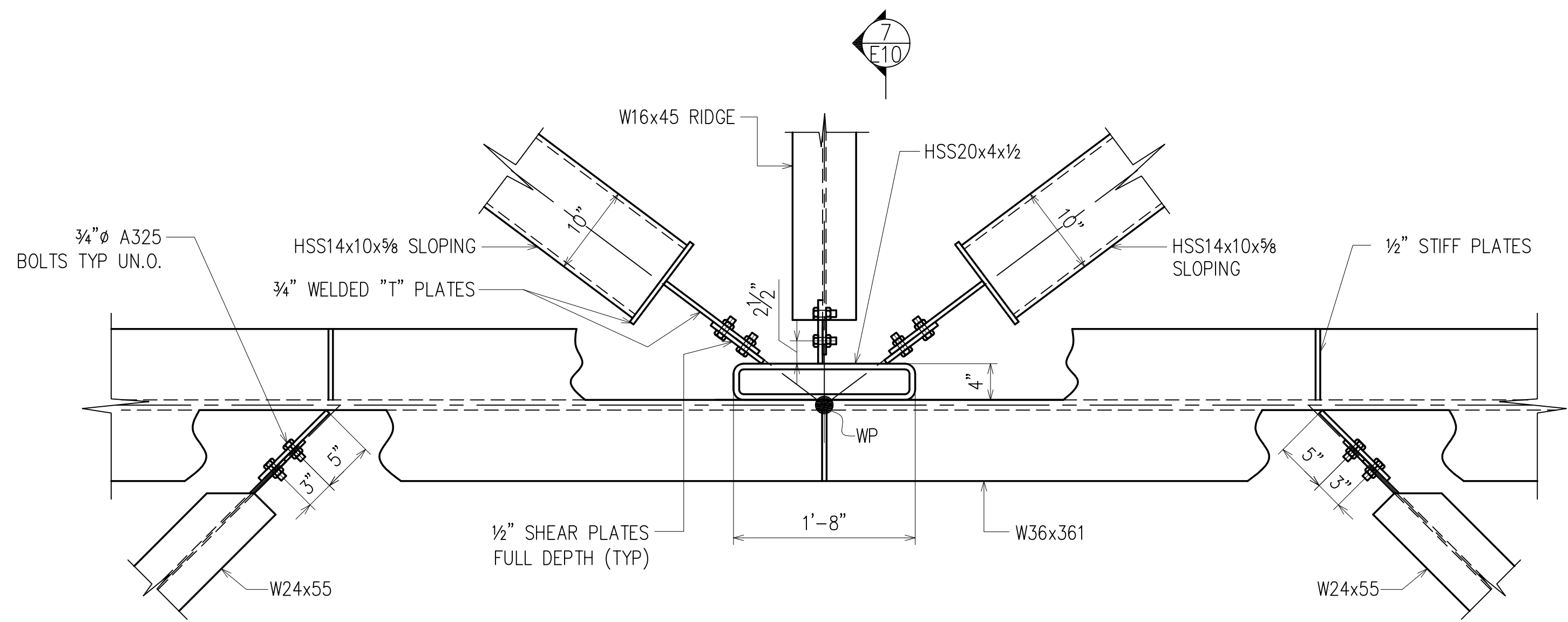
SECTION 1  
(E3) E10



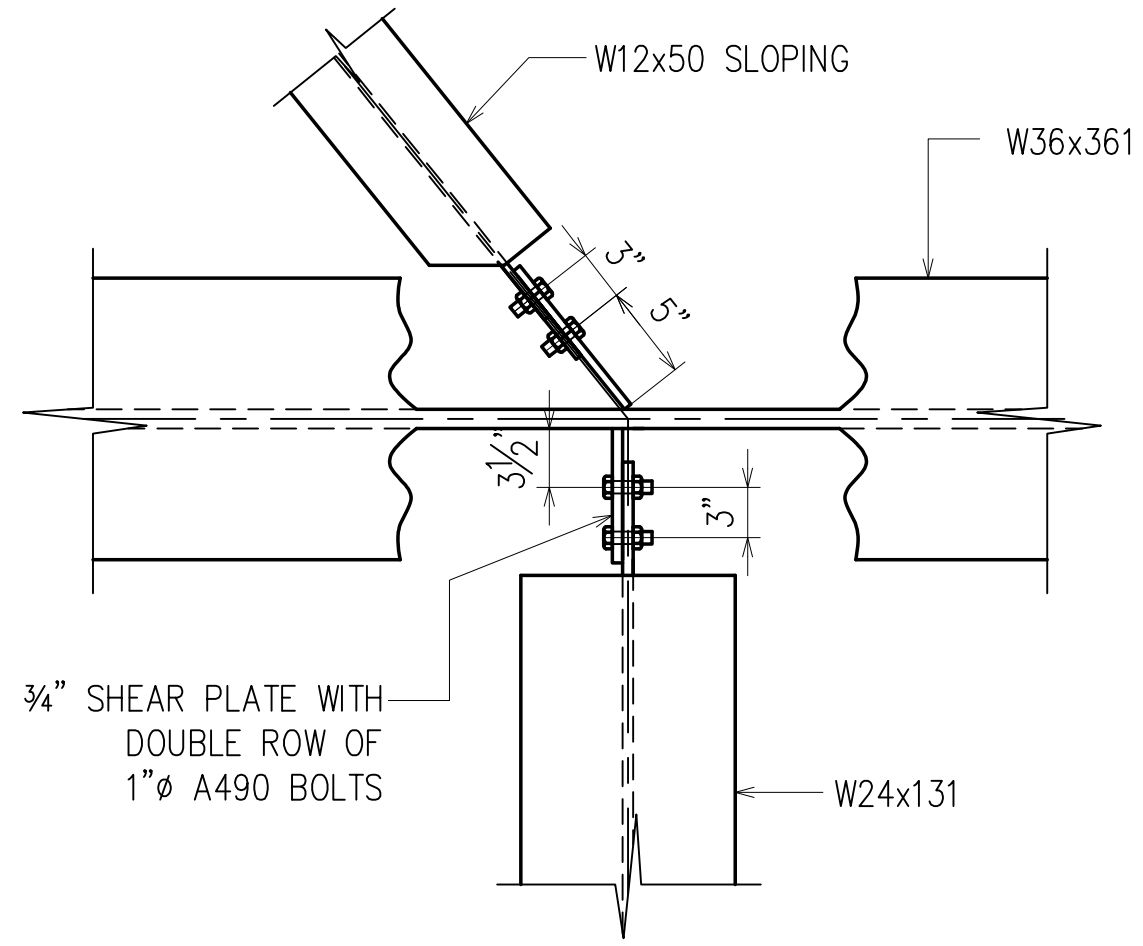
SECTION 2  
(REF=1S-5.00) E10  
(E3)



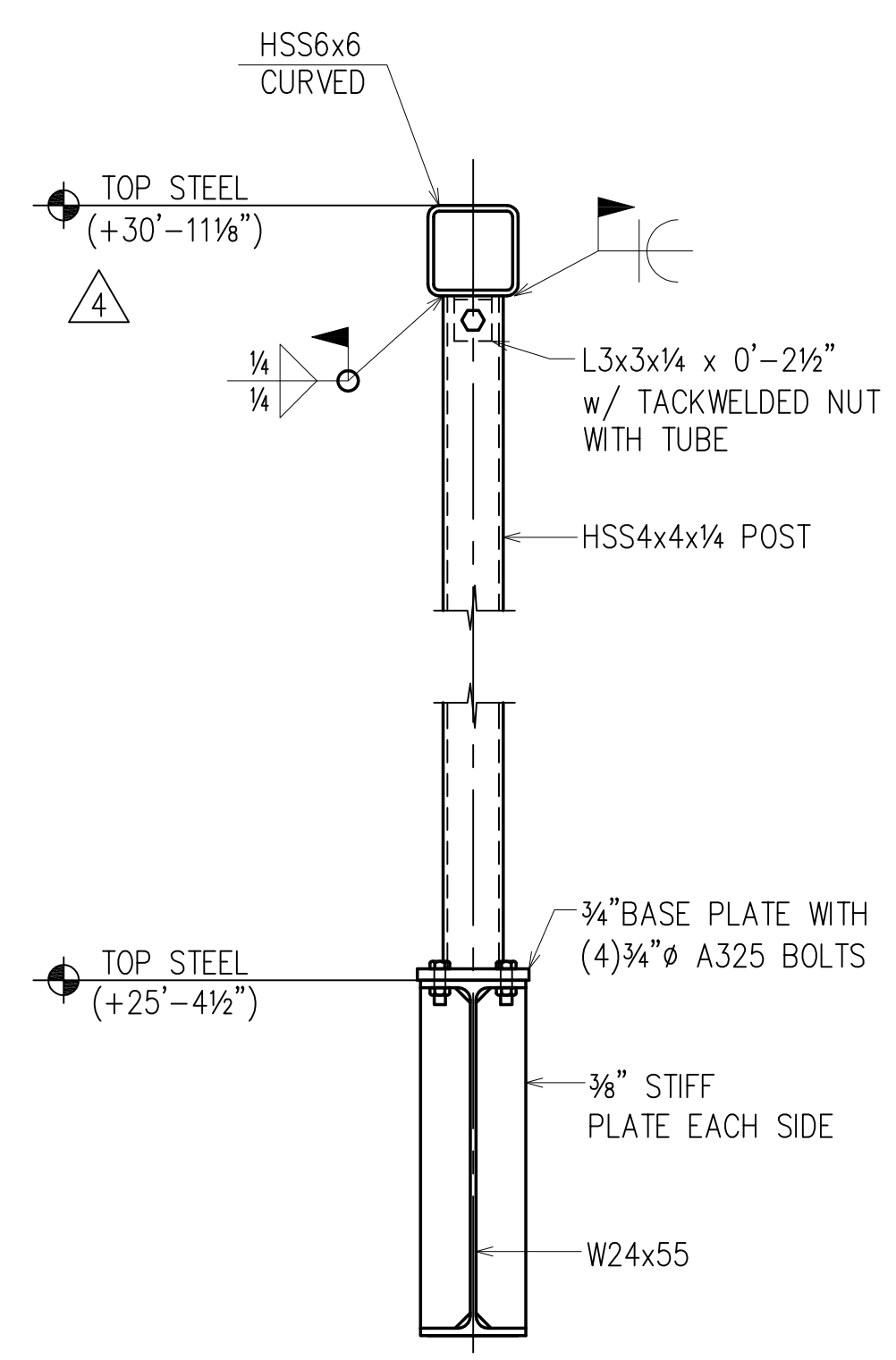
SECTION 3  
(REF=11S-3.01) E10  
(E3)



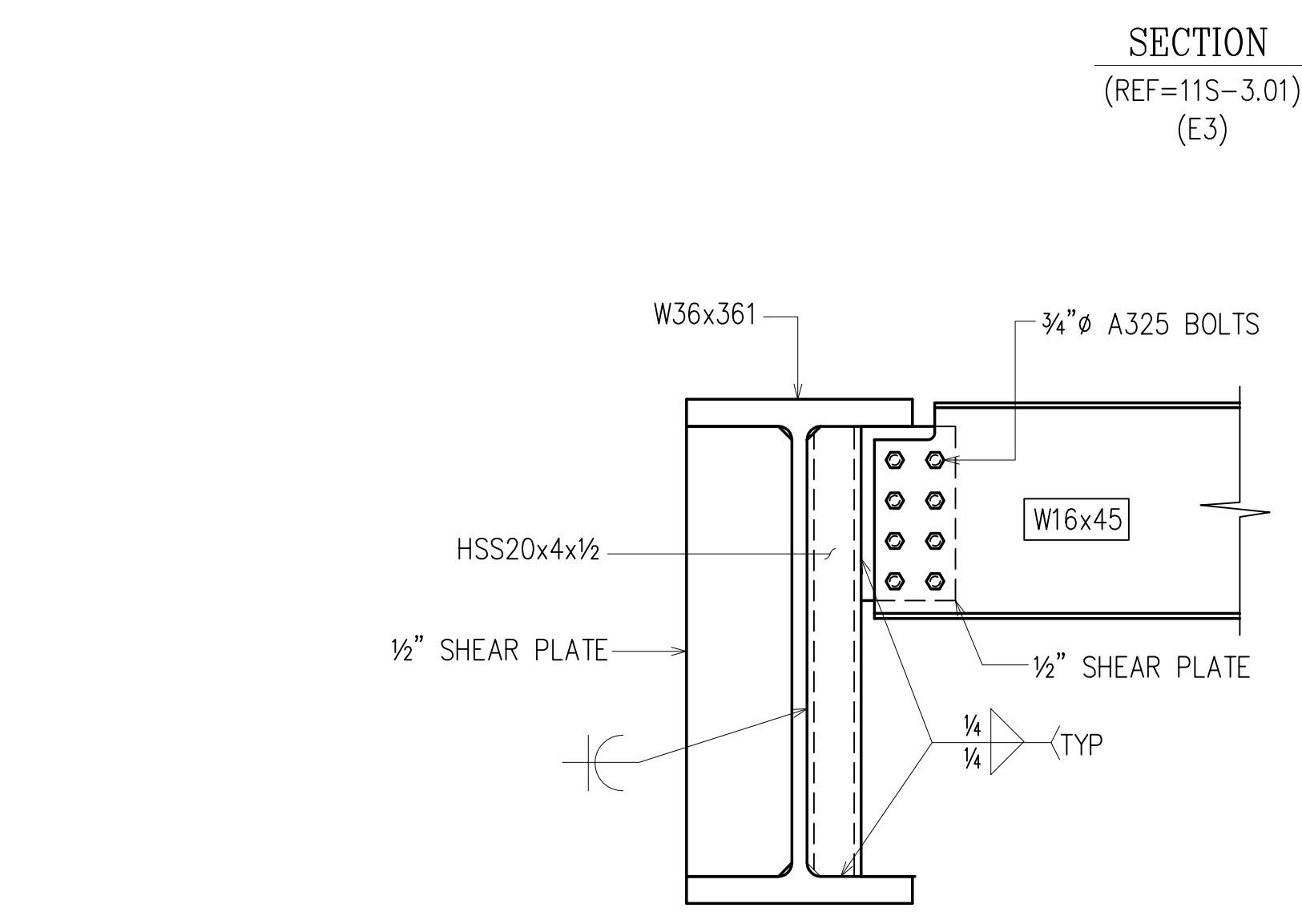
SECTION 4  
(REF=11S-3.01) E10  
(E3)



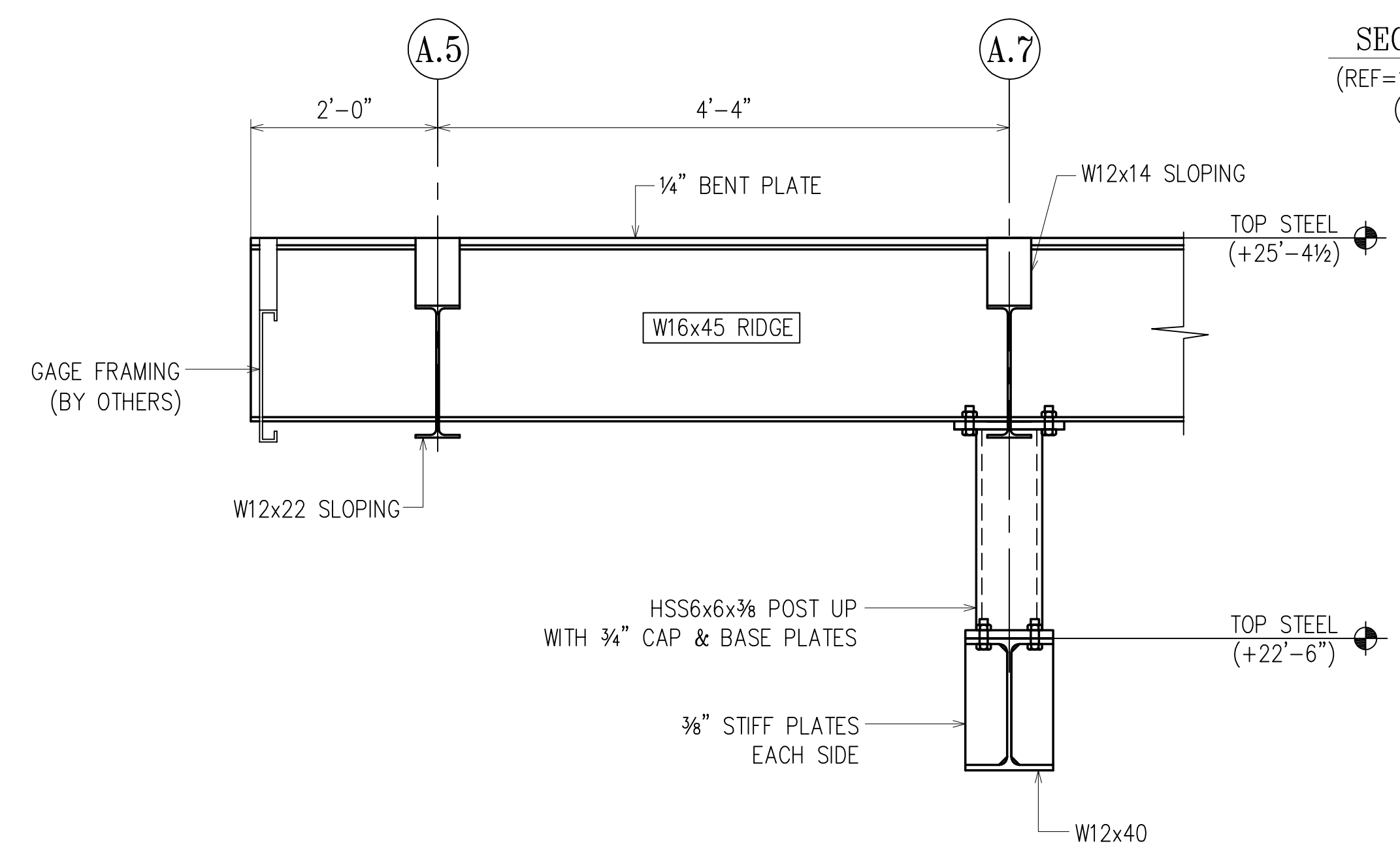
SECTION 5  
(REF=11S-3.01) E10  
(E3)



SECTION 6  
(REF=3S-5.00) E10  
(E3)



SECTION 7  
(E3) E10

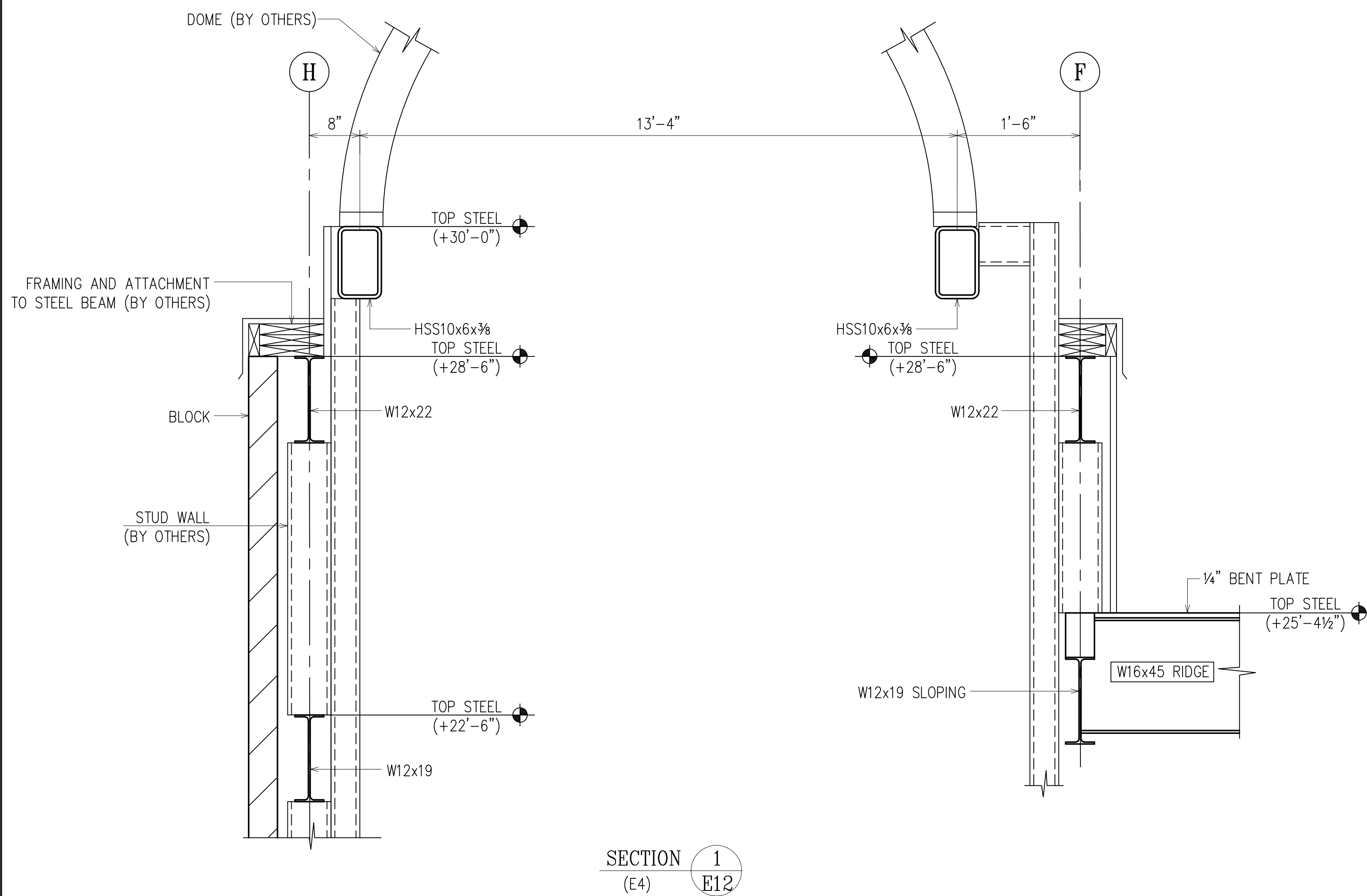


SECTION 8  
(REF=4S-S5.00) E10  
(E3)

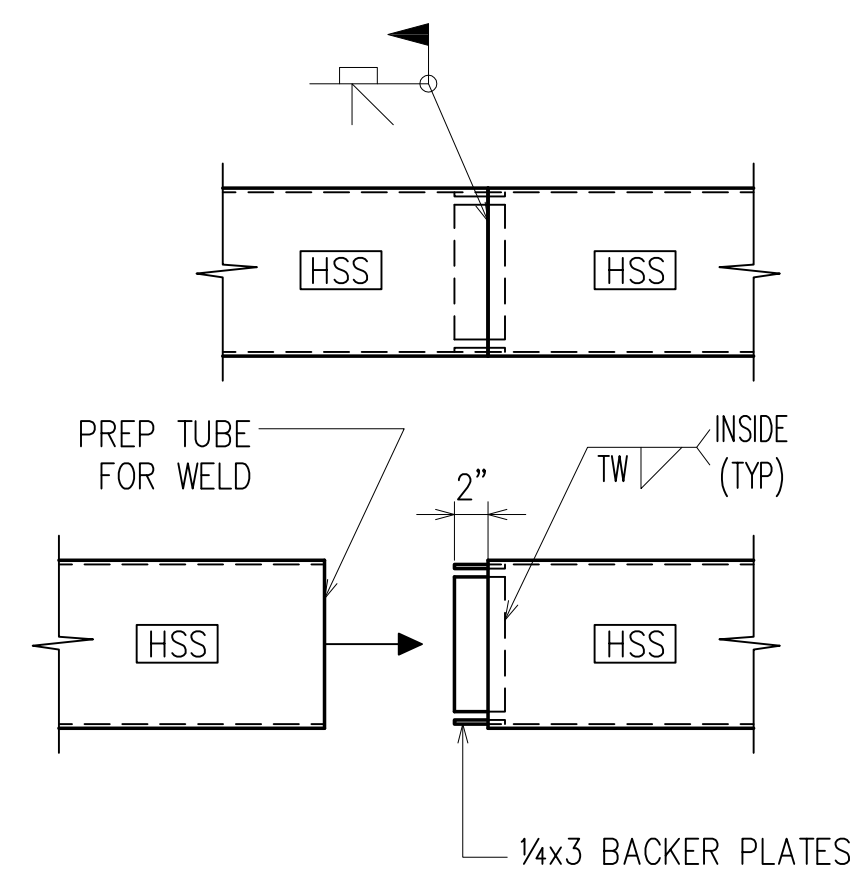
APPROVAL/REVIEW AUTHORITY:  
PLEASE REVIEW THIS DRAWING CAREFULLY.  
IT REPRESENTS OUR INTERPRETATION OF THE INTENT OF THE CONTRACT DOCUMENTS. HOWEVER, THE STEEL FABRICATOR AND THE STRUCTURAL STEEL DETAILER ASSUME NO RESPONSIBILITY FOR THE ACCURACY OF THE INFORMATION SHOWN ON THIS DRAWING. THIS IS THE RESPONSIBILITY OF THE BUYER.  
  
IT WILL BE ASSUMED THAT ALL INFORMATION SHOWN HEREIN HAS THE AFFIRMATION OF THE APPROVAL AUTHORITY UNLESS NOTED TO THE CONTRARY ON THIS DRAWING WHEN IT IS RETURNED FROM APPROVAL.  
  
SUBSEQUENT CHANGES TO INFORMATION SHOWN ON THESE DRAWINGS AFTER FIRST SUBMISSION WILL BE CONSIDERED AS CONTRACT CHANGES.  
  
ADOPTED BY THE NATIONAL INSTITUTE OF STEEL DETAILING 1977.

DRAWINGS PREPARED BY:  
DIVISION FIVE DETAILING INC.  
1810 Gallagher Drive  
Vineland, New Jersey 08360  
Phone: (856) 794-9474  
Fax: (856) 696-2027

PAINT:	1/24/13 PER CHECK			FOR FIELD
MATERIAL:				4th APPVL
HOLES:	6/20/12 PER APPROVAL			3rd APPVL
ELECTRODES: E70XX (LH) or Equiv.	5/24/12 FOR APPROVAL	2/14/13 PER REC'D INFO		2nd APPVL
TOTAL WEIGHT	NO DATE	DESCRIPTION	NO DATE	DESCRIPTION
SC	BC	BCSC		1st APPVL
REVISIONS				DATE
CUSTOMER:				
DRAFTER	D5	PROJECT:	ST. MINA COPTIC CHURCH	
DATE	5/24/12	LOCATION:	HOLMDEL, NEW JERSEY	
CHECKED		DWG TITLE:	SECTIONS	
DATE			DWG NO	E10

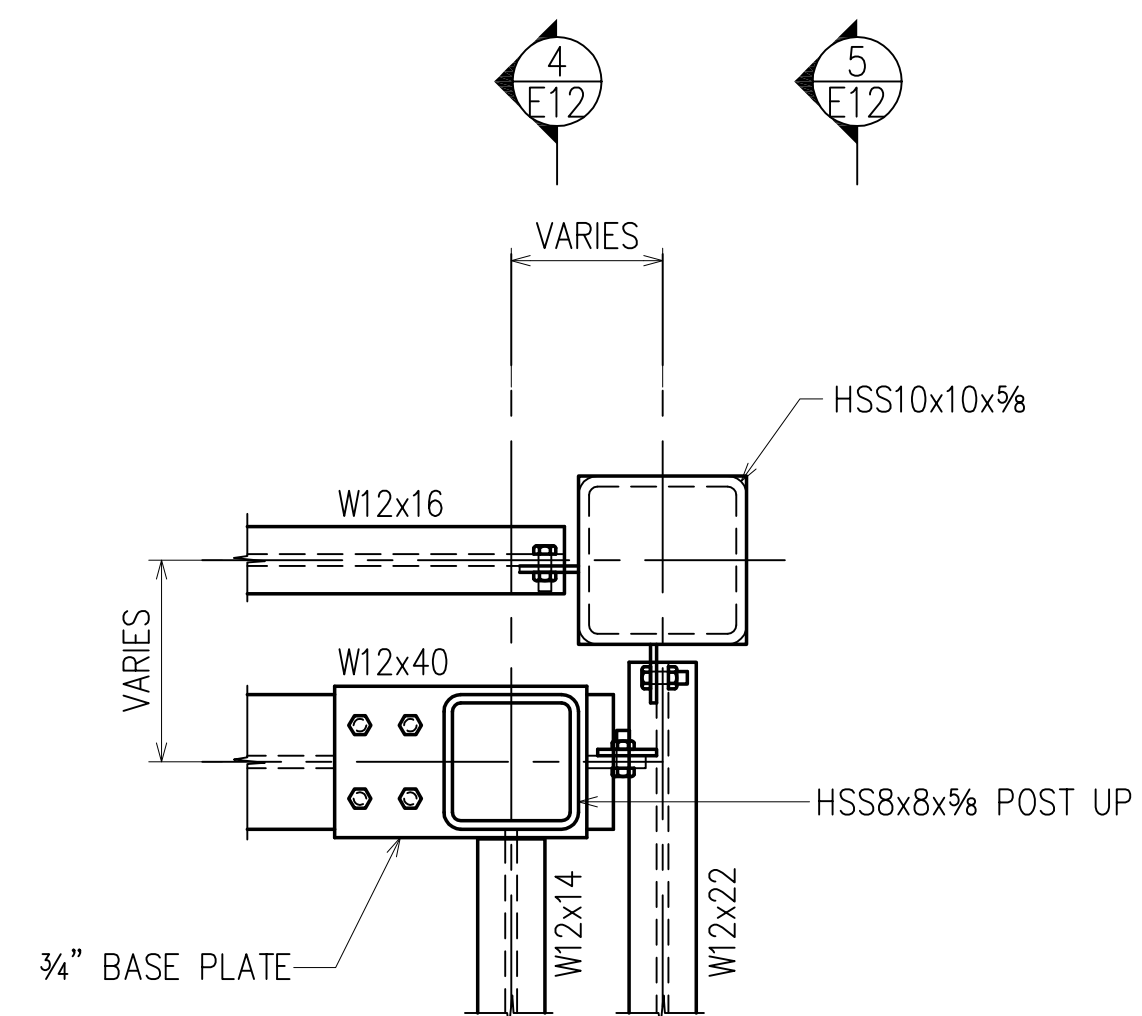


SECTION 1  
(E4) E12

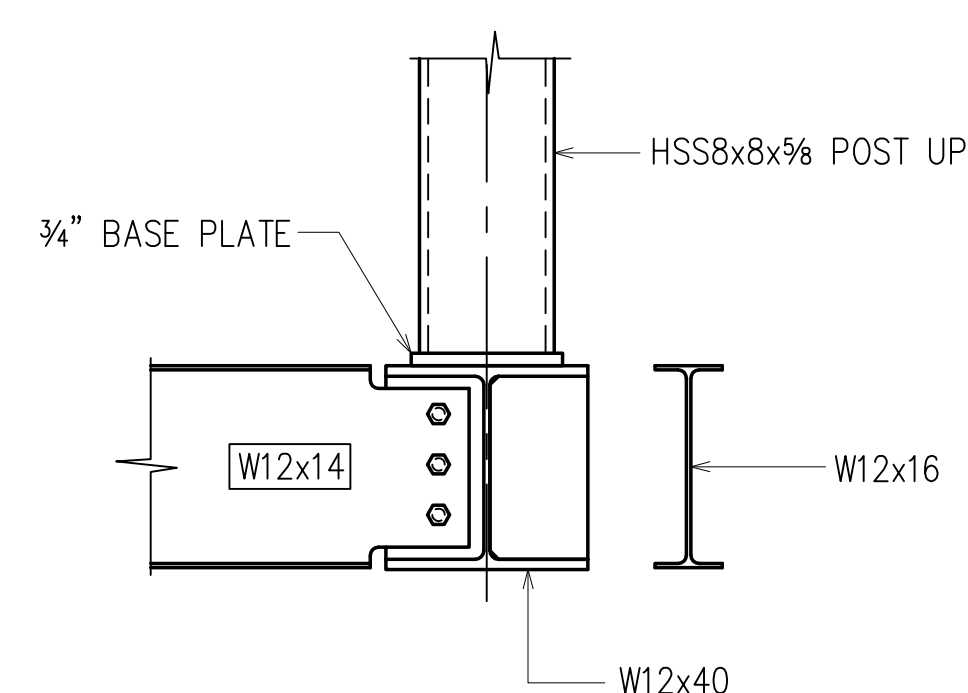


TYPICAL HSS SPLICE DETAIL

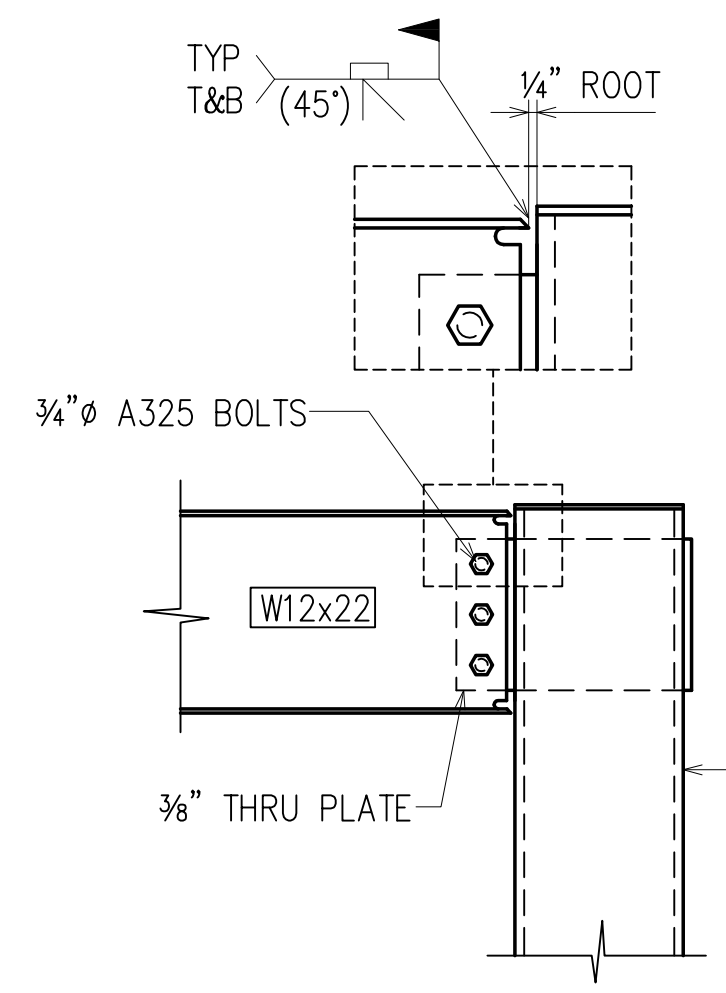
SECTION 2  
(E4) E12



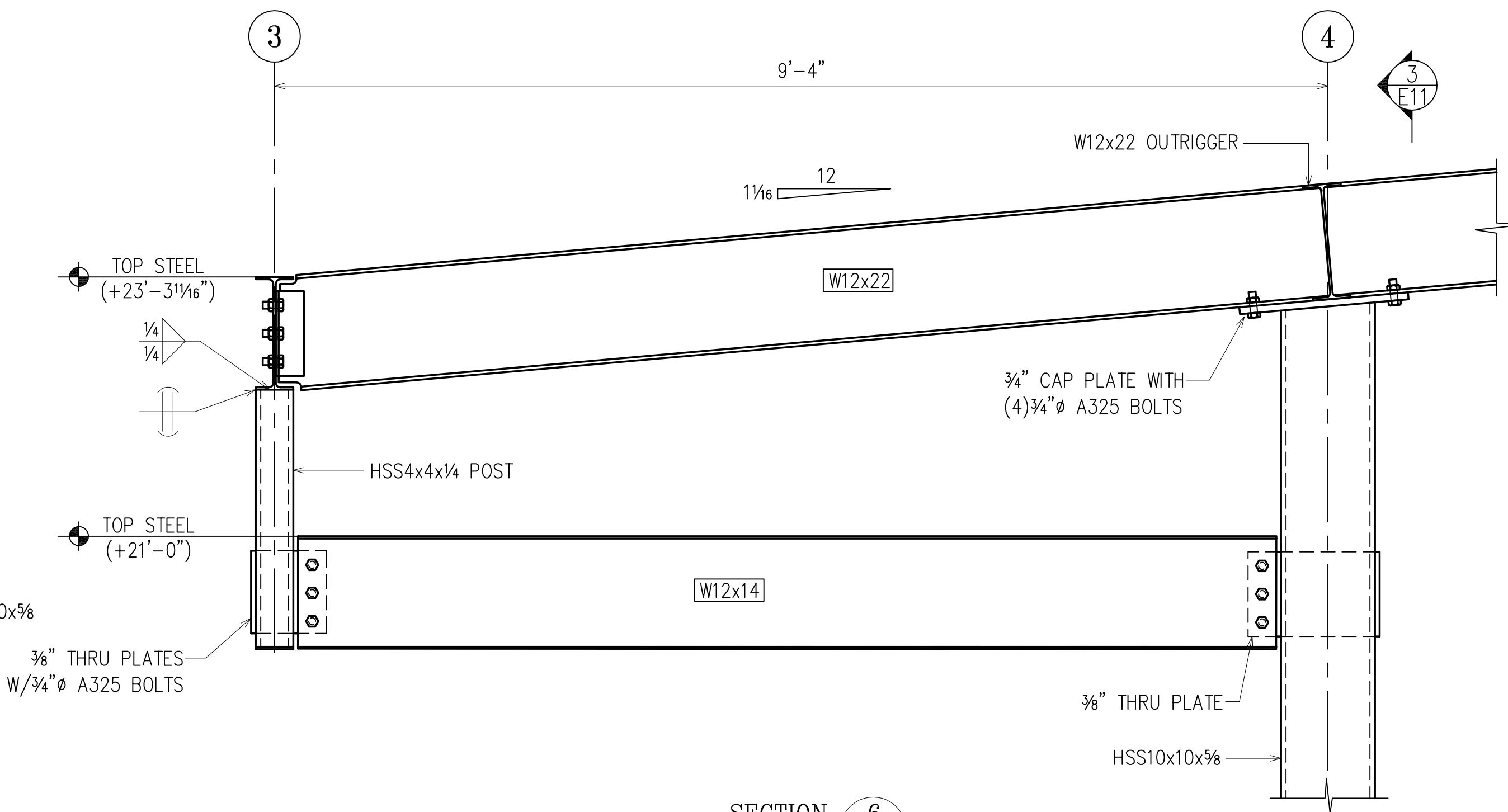
SECTION 3  
(E4) E12



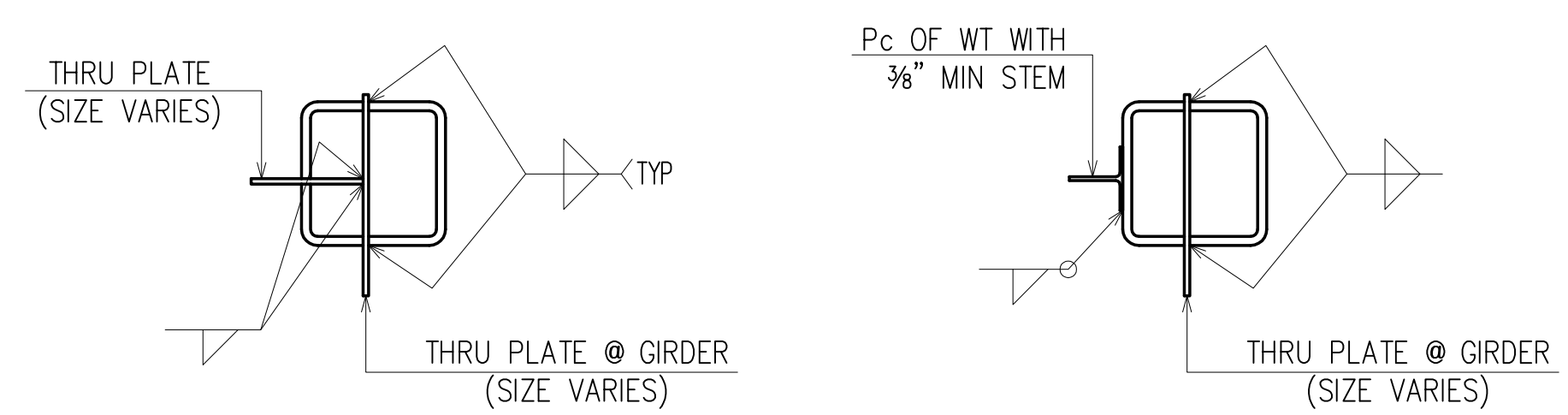
SECTION 4  
(E4) E12



SECTION 5  
(E4) E12



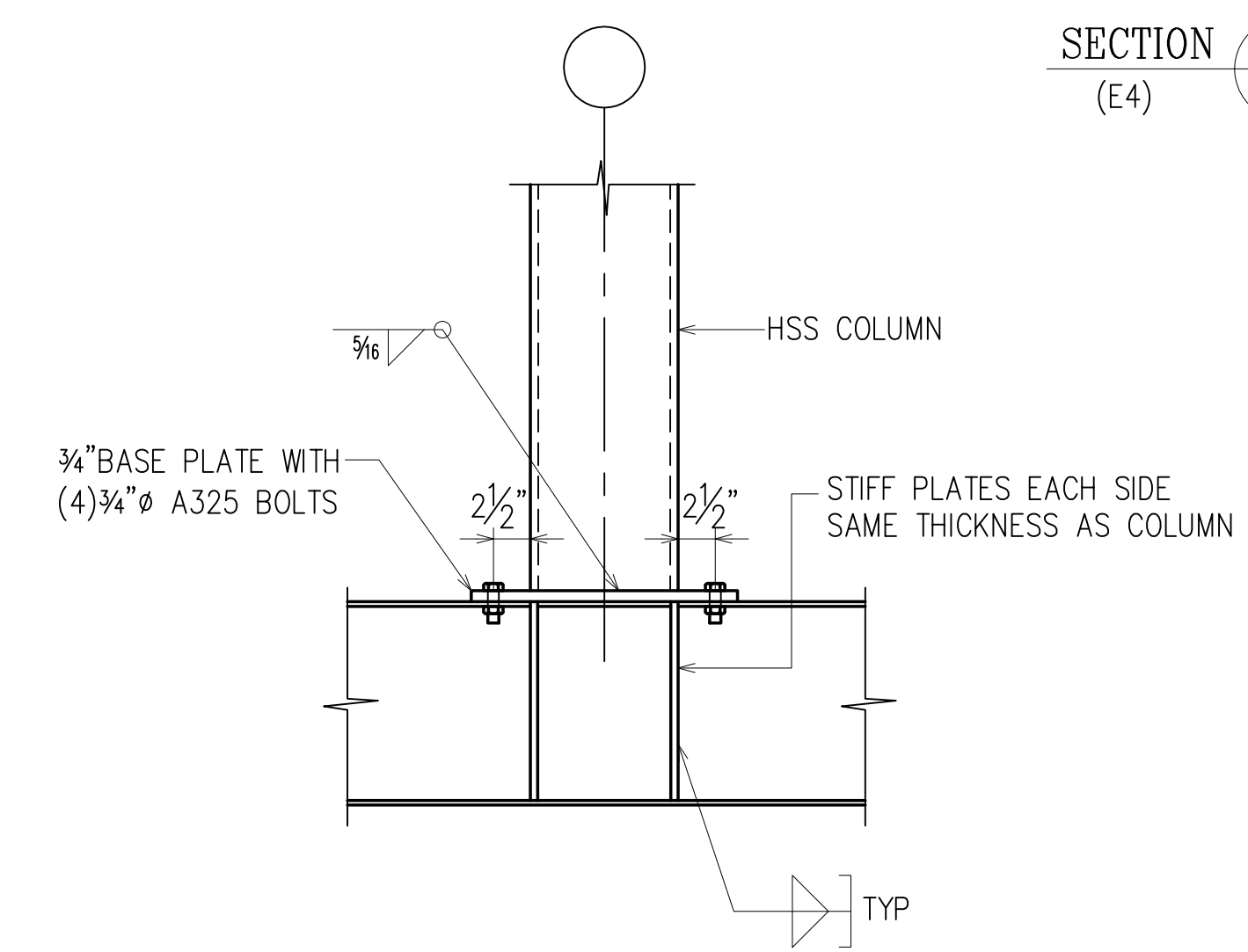
SECTION 6  
(E3) E12



AT TOP OF COLUMN

INTERMEDIATE FRAMING

TYPICAL CONNECTIONS AT HSS COLUMNS

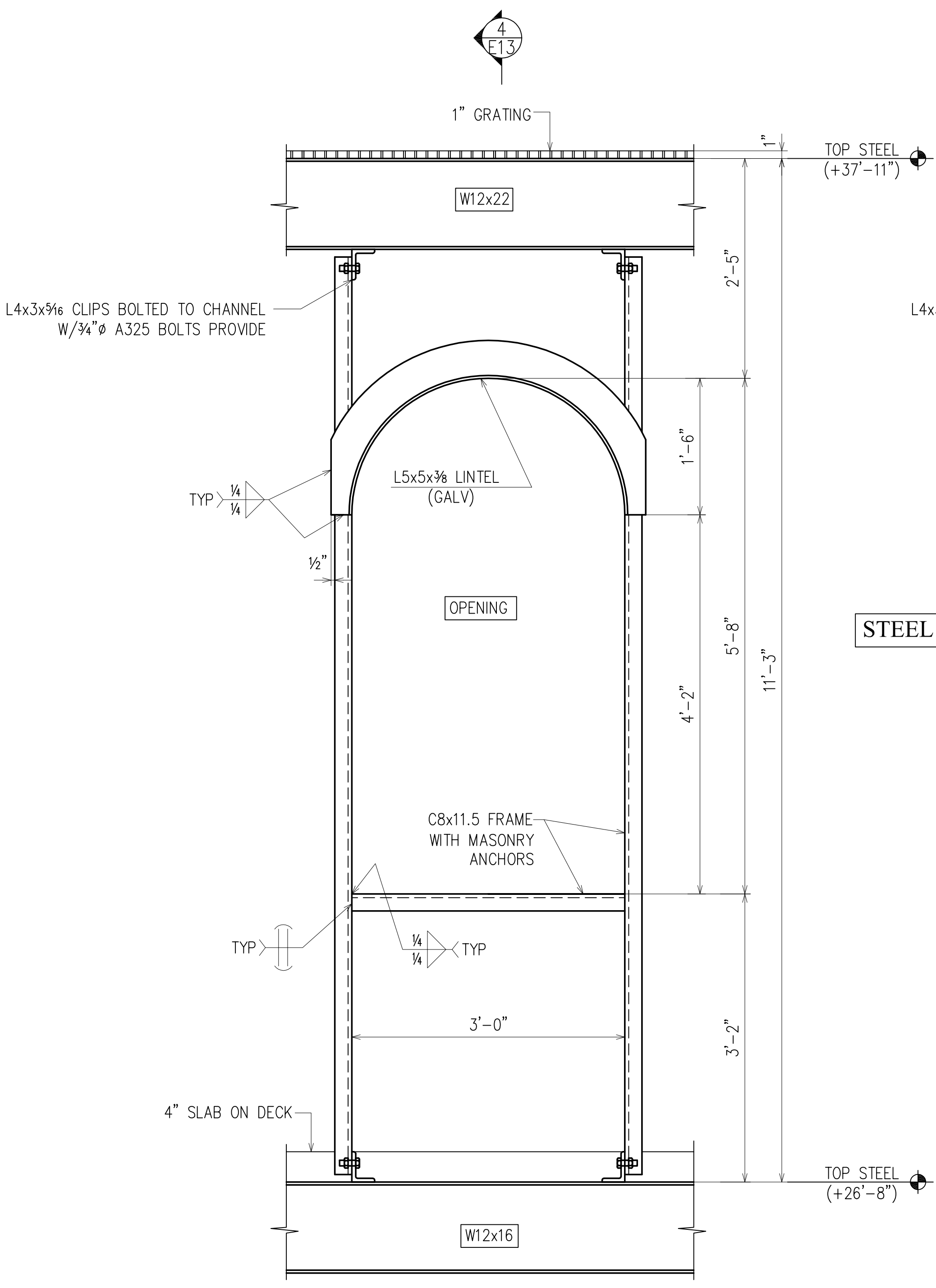


TYPICAL COLUMN POST UP DETAIL

APPROVAL/REVIEW AUTHORITY:  
PLEASE REVIEW THIS DRAWING CAREFULLY.  
IT REPRESENTS OUR INTERPRETATION OF THE INTENT OF  
THE CONTRACT DOCUMENTS. HOWEVER, THE STEEL  
FABRICATOR AND THE STRUCTURAL STEEL DETAILER  
ASSUME NO RESPONSIBILITY FOR THE ACCURACY OF THE  
INFORMATION SHOWN ON THIS DRAWING. THIS IS THE  
RESPONSIBILITY OF THE BUYER.  
  
IT WILL BE ASSUMED THAT ALL INFORMATION SHOWN  
HEREIN HAS THE AFFIRMATION OF THE APPROVAL  
AUTHORITY UNLESS NOTED TO THE CONTRARY ON THIS  
DRAWING WHEN IT IS RETURNED FROM APPROVAL.  
  
SUBSEQUENT CHANGES TO INFORMATION SHOWN ON  
THESE DRAWINGS AFTER FIRST SUBMISSION WILL BE  
CONSIDERED AS CONTRACT CHANGES.  
  
ADOPTED BY THE NATIONAL INSTITUTE OF STEEL DETAILING 1977.

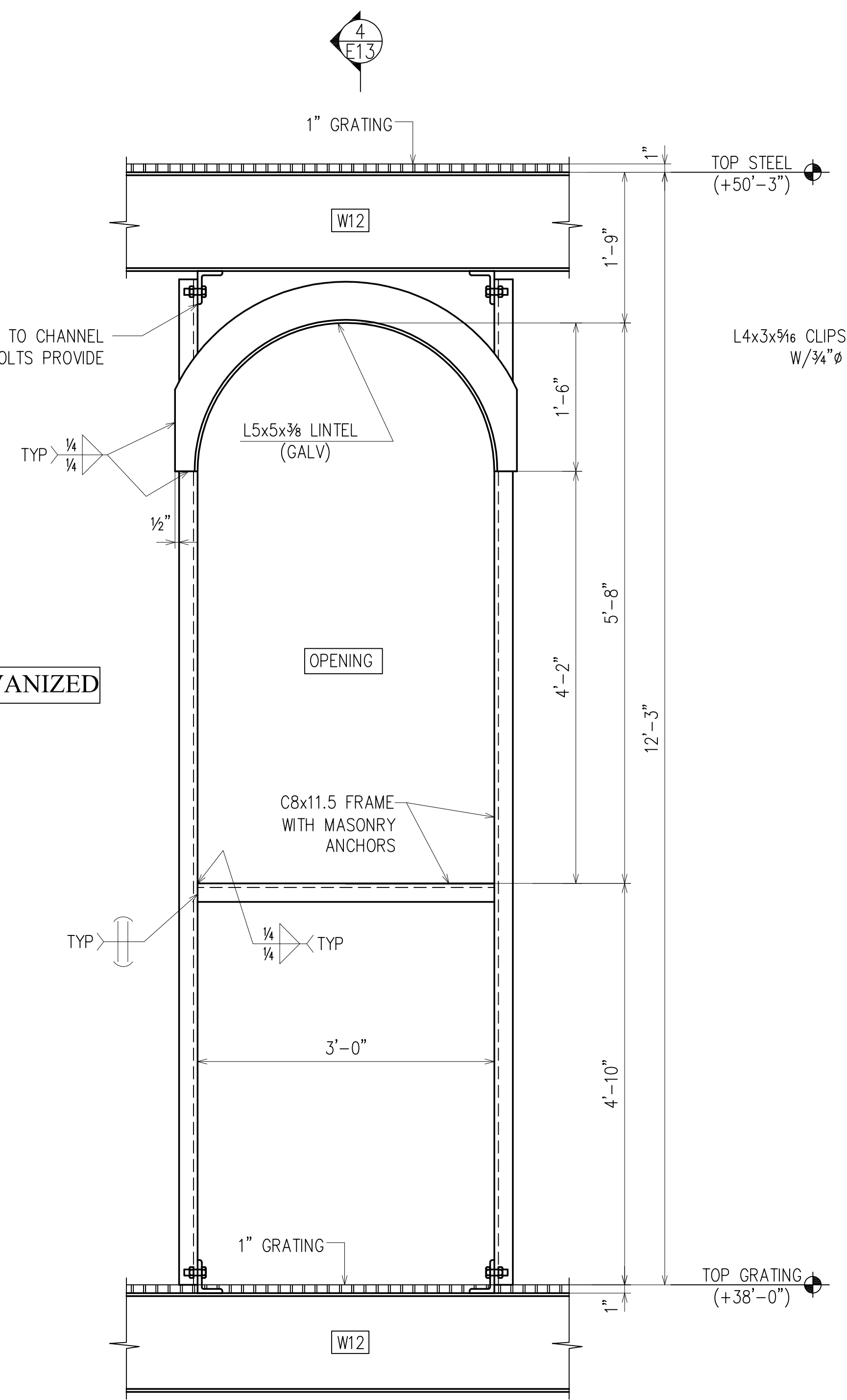
DRAWINGS PREPARED BY:  
DIVISION FIVE DETAILING INC.  
1810 Gallagher Drive  
Vineland, New Jersey 08360  
Phone: (856) 794-9474  
Fax: (856) 696-2027

PAINT:	7/9/12	ELEVATION CHECK			FOR FIELD
MATERIAL:	6/25/12	PER MEETING			4th APPVL
HOLES:	6/20/12	PER ARCH. APPROVAL	9/11/12	PER MEETING ON 9/10	3rd APPVL
ELECTRODES: E70XX (LH) or Equiv.	5/24/12	FOR APPROVAL	9/7/12	PER CHECK	2nd APPVL
TOTAL WEIGHT	NO DATE	DESCRIPTION	NO DATE	DESCRIPTION	1st APPVL
SC	BC	BCSC	REVISIONS		DATE
CUSTOMER:					
DRAFTER D5	PROJECT:	ST. MINA COPTIC CHURCH			CONTRACT NO.
DATE 5/24/12	LOCATION:	HOLMDEL, NEW JERSEY			
CHECKED	DWG TITLE:	SECTIONS			DWG NO.
DATE					E12

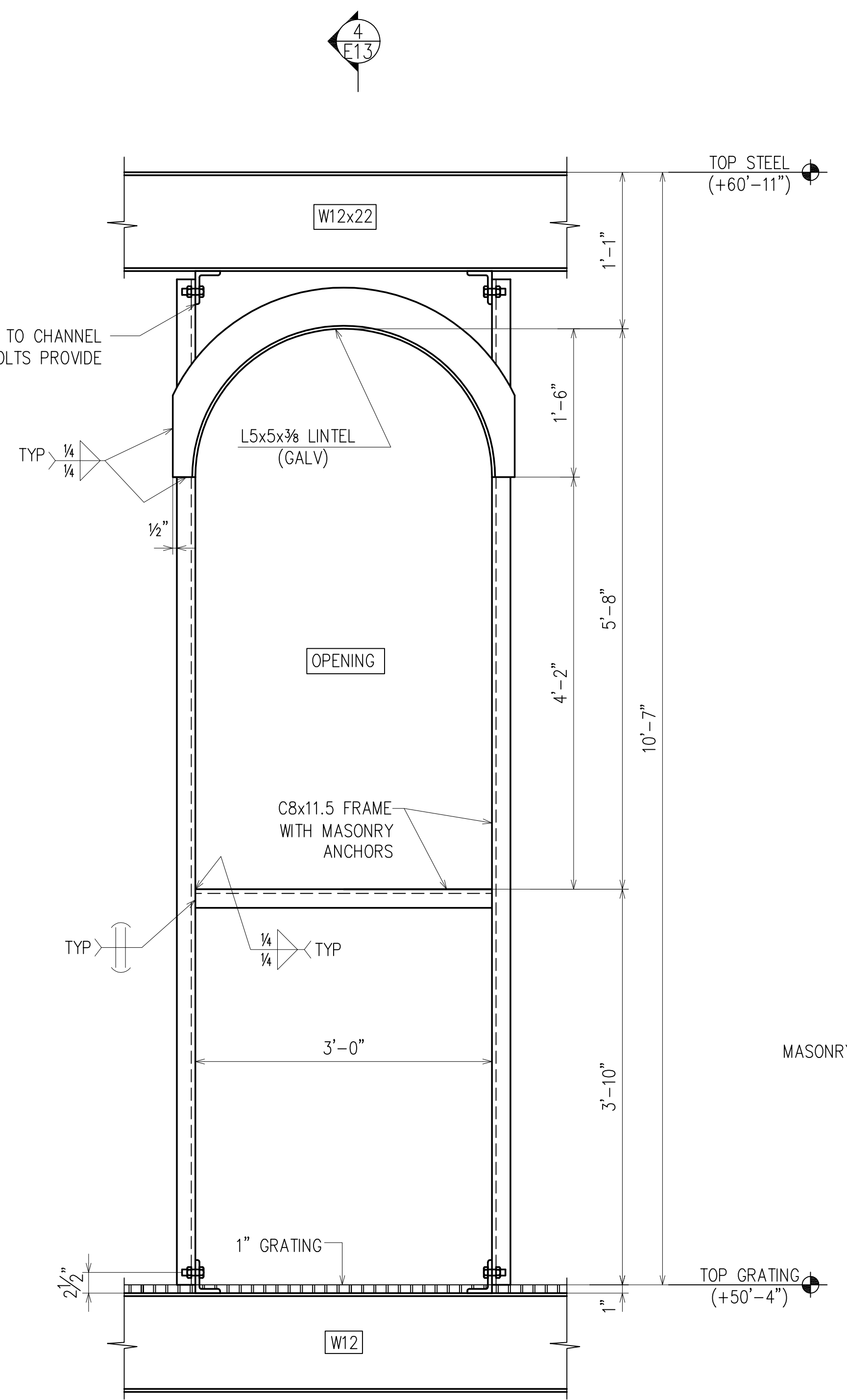


SECTION 1  
(REF=S-1.04)  
(E4)

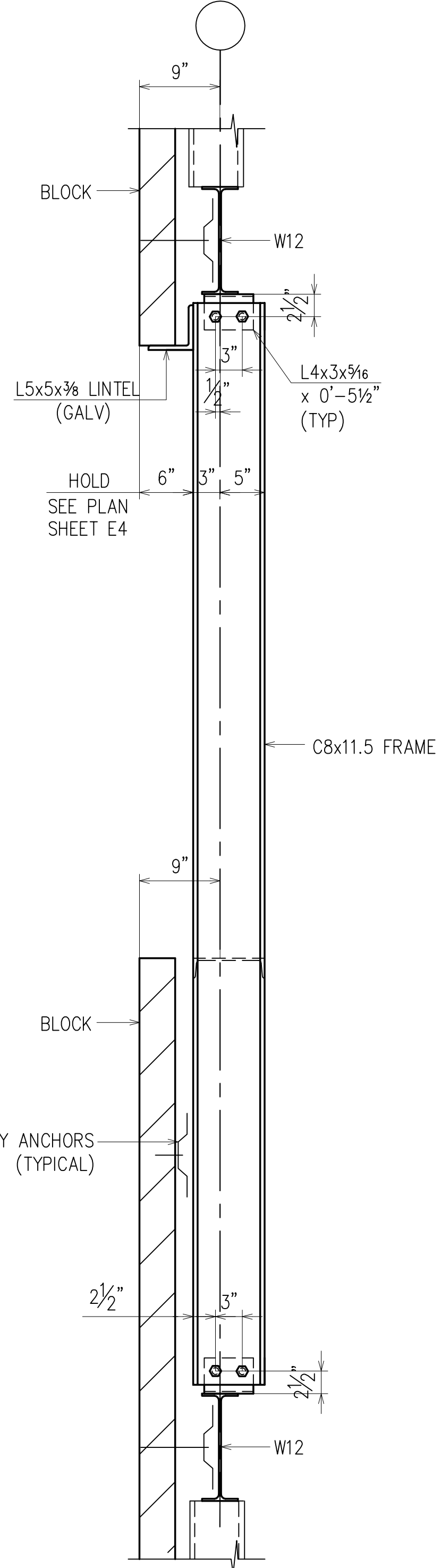
STEEL TO BE GALVANIZED



SECTION 2  
(REF=S-1.04)  
(E4)



SECTION 3  
(REF=S-1.04)  
(E4)

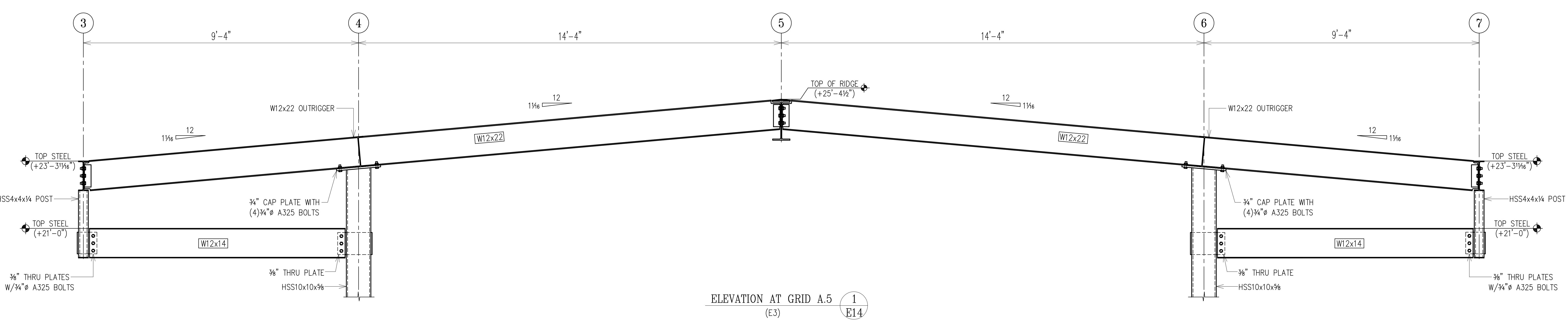


SECTION 4  
(REF=S-1.04)  
(E4)

APPROVAL/REVIEW AUTHORITY:  
PLEASE REVIEW THIS DRAWING CAREFULLY.  
IT REPRESENTS OUR INTERPRETATION OF THE INTENT  
OF THE CONTRACT DOCUMENTS. HOWEVER, THE STEEL  
FABRICATOR AND THE STRUCTURAL STEEL DETAILER  
ASSUME NO RESPONSIBILITY FOR THE ACCURACY OF THE  
INFORMATION SHOWN ON THIS DRAWING. THIS IS THE  
RESPONSIBILITY OF THE BUYER.  
  
IT WILL BE ASSUMED THAT ALL INFORMATION SHOWN  
HEREIN HAS THE AFFIRMATION OF THE APPROVAL  
AUTHORITY UNLESS NOTED TO THE CONTRARY ON THIS  
DRAWING WHEN IT IS RETURNED FROM APPROVAL.  
  
SUBSEQUENT CHANGES TO INFORMATION SHOWN ON  
THESE DRAWINGS AFTER FIRST SUBMISSION WILL BE  
CONSIDERED AS CONTRACT CHANGES.  
  
ADOPTED BY THE NATIONAL INSTITUTE OF STEEL DETAILING 1977.

DRAWINGS PREPARED BY:  
DIVISION FIVE DETAILING INC.  
1810 Gallagher Drive  
Vineland, New Jersey 08360  
Phone: (856) 794-9474  
Fax: (856) 696-2027

PAIN:	9/11/12	PER MEETING ON 9/10			FOR FIELD
MATERIAL:	9/7/12	PER CHECK			4th APPVL
HOLES:	6/21/12	PER MEETING PER APPROVAL	11/27/12	PER CHECK	3rd APPVL
ELECTRODES: E70XX (LH) or Equiv.	5/24/12	FOR APPROVAL	10/02/12	PER CHECK	2nd APPVL
TOTAL WEIGHT	NO DATE	DESCRIPTION	NO DATE	DESCRIPTION	1st APPVL
SC	BC	BCSC	REVISIONS		DATE
CUSTOMER:					
DRAFTER	D5	PROJECT:	ST. MINA COPTIC CHURCH		CONTRACT NO.
DATE	5/24/12	LOCATION:	HOLMDEL, NEW JERSEY		
CHECKED		DWG TITLE:	SECTIONS		DWG NO.
DATE					E13



ELEVATION AT GRID A.5  
(E3)

1  
E14

APPROVAL/REVIEW AUTHORITY:  
PLEASE REVIEW THIS DRAWING CAREFULLY.  
IT REPRESENTS OUR INTERPRETATION OF THE INTENT OF  
THE CONTRACT DOCUMENTS. HOWEVER, THE STEEL  
FABRICATOR AND THE STRUCTURAL STEEL DETAILER  
ASSUME NO RESPONSIBILITY FOR THE ACCURACY OF THE  
INFORMATION SHOWN ON THIS DRAWING. THIS IS THE  
RESPONSIBILITY OF THE BUVIDOR.

IT WILL BE ASSUMED THAT ALL INFORMATION SHOWN  
HEREIN HAS THE AFFIRMATION OF THE APPROVAL  
AUTHORITY UNLESS NOTED TO THE CONTRARY ON THIS  
DRAWING WHEN IT IS RETURNED FROM APPROVAL.

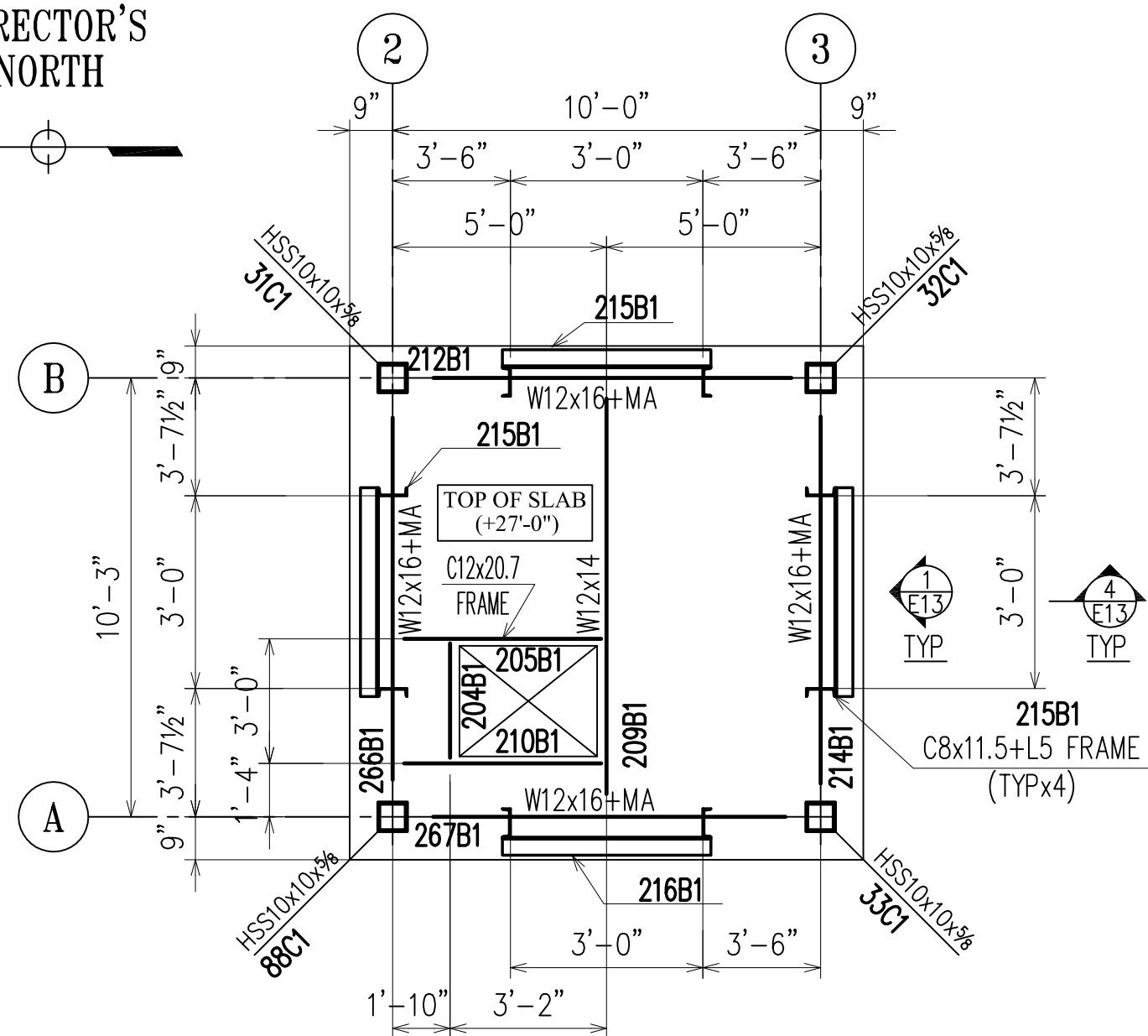
SUBSEQUENT CHANGES TO INFORMATION SHOWN ON  
THESE DRAWINGS AFTER FIRST SUBMISSION WILL BE  
CONSIDERED AS CONTRACT CHANGES.

ADOPTED BY THE NATIONAL INSTITUTE OF STEEL DETAILING 1977.

PAINT:	1/24/13	PER CHECK				FOR FIELD	
MATERIAL:	9/7/12	PER CHECK				4th APPVL	
HOLES:	7/9/12	PER ELEVATION CHECK				3rd APPVL	
ELECTRODES: E70XX (LH) or Equiv.	6/26/12	FOR APPROVAL				2nd APPVL	
TOTAL WEIGHT	NO	DATE	DESCRIPTION	NO	DATE	DESCRIPTION	
SC	BC	BCSC	REVISIONS			DATE	ISSUE
CUSTOMER:							
DRAFTER	D5	PROJECT:	ST. MINA COPTIC CHURCH			CONTRACT NO.	
DATE	6/25/12	LOCATION:	HOLMDEL, NEW JERSEY				
CHECKED		DWG TITLE:	SECTIONS			DWG NO.	
DATE						E14	

DRAWINGS PREPARED BY:  
DIVISION FIVE DETAILING INC.  
1810 Gallagher Drive  
Vineland, New Jersey 08360  
Phone: (856) 794-9474  
Fax: (856) 696-2027

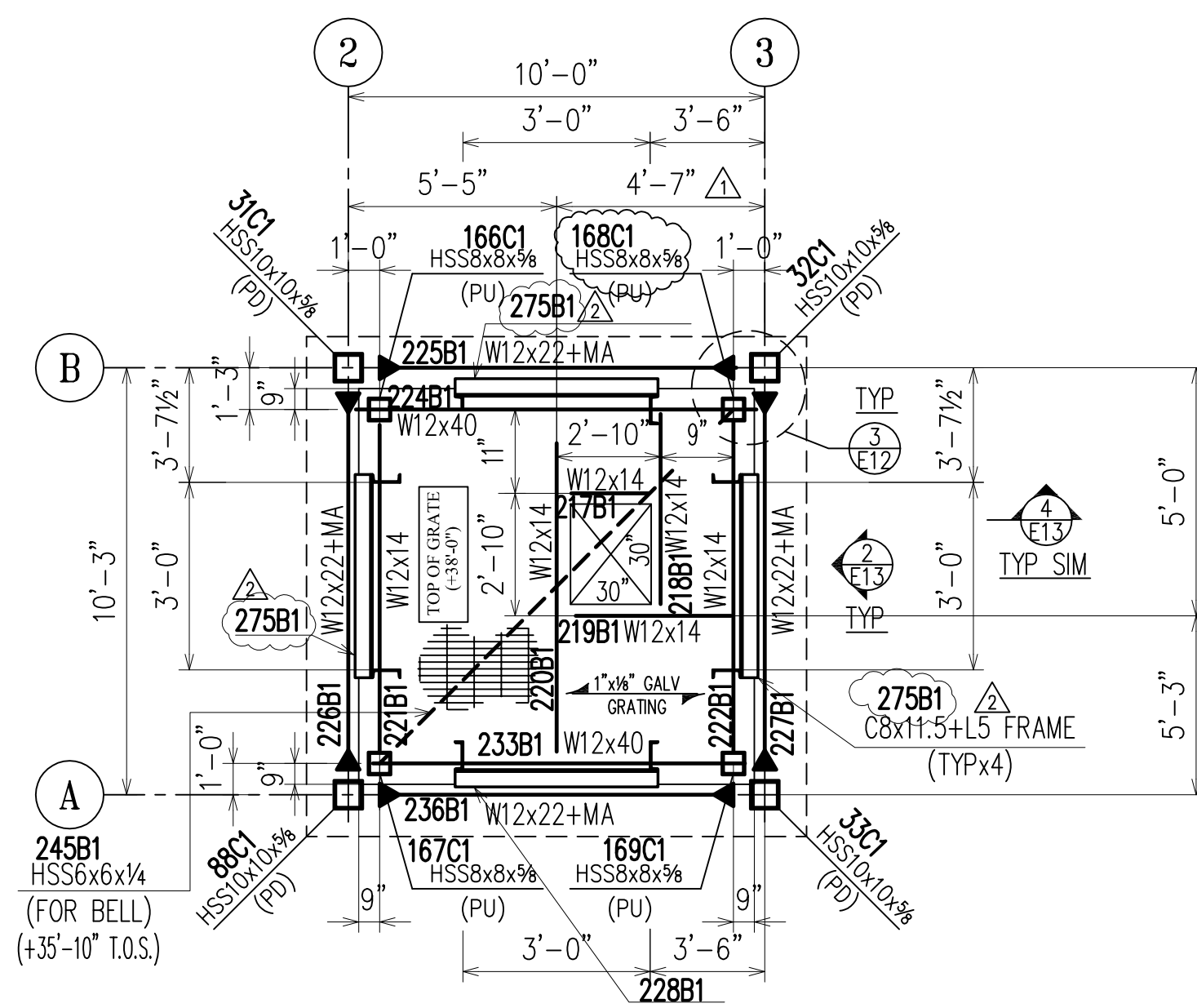
ERECTOR'S NORTH



**NORTH TOWER  
FOURTH FLOOR FRAMING PLAN**

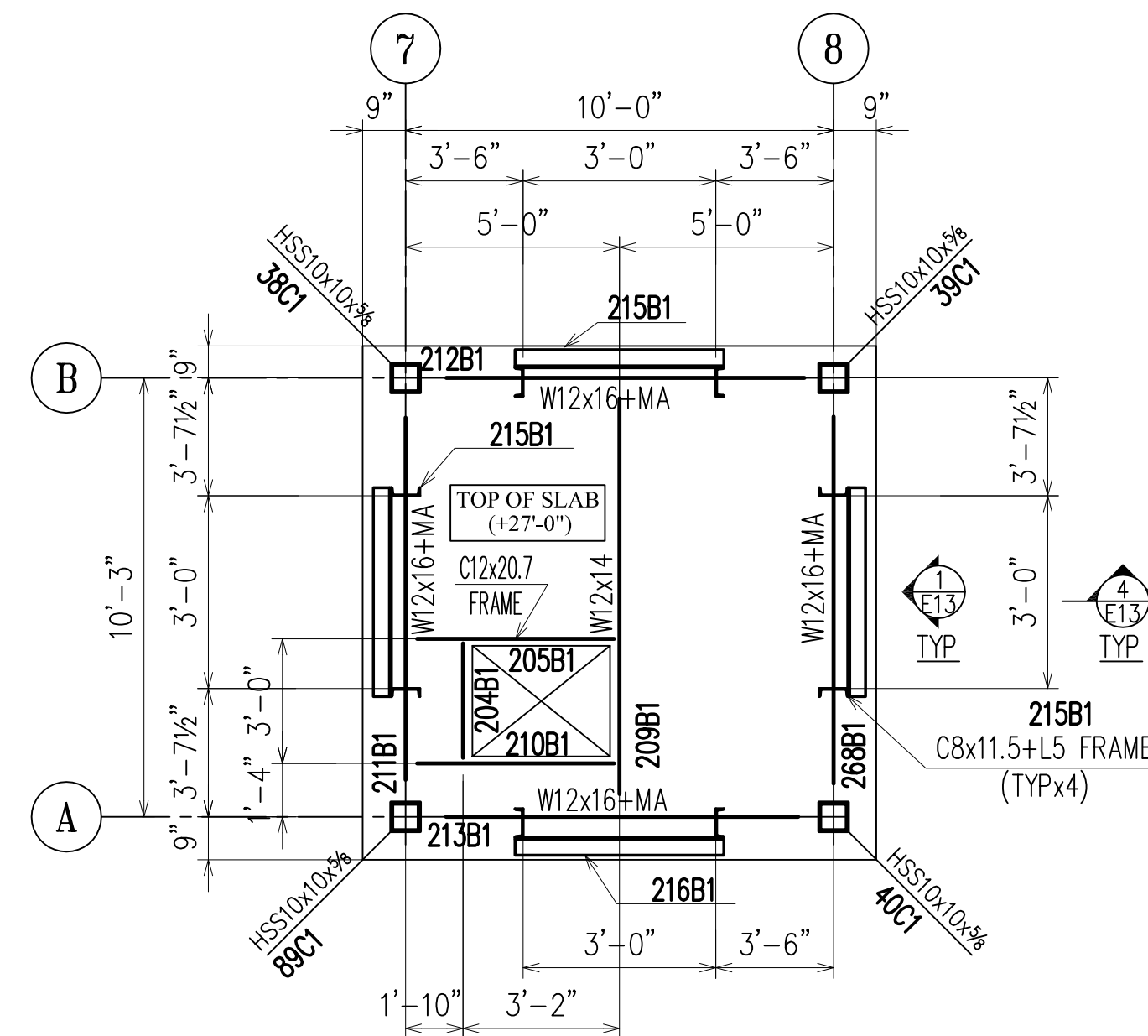
1. TOP OF STEEL ELEVATION IS (+26'-8")
2. +MA DENOTES MASONRY ANCHORS ATTACHED TO BEAM
3. SLAB CONSISTS OF 4" CONCRETE SLAB ON 1½" 20G COMPOSITE METAL DECKING

NOTE:  
ALL TOWER STEEL FROM THE FOURTH FLOOR UP NEEDS TO BE HOT DIPPED GALVANIZED



**NORTH TOWER  
FIFTH FLOOR FRAMING PLAN**

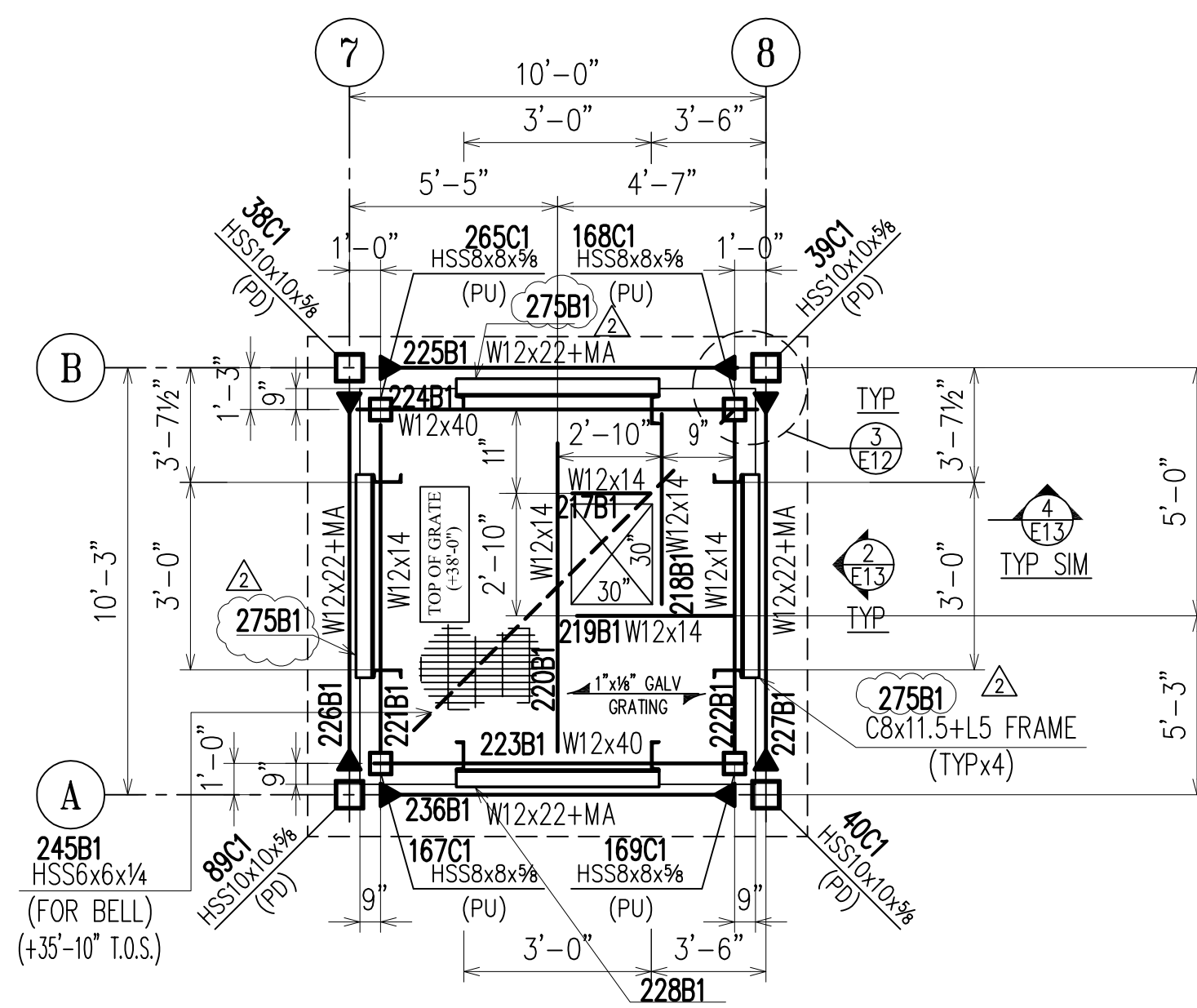
1. TOP OF STEEL ELEVATION IS (+37'-11")
2. +MA DENOTES MASONRY ANCHORS ATTACHED TO BEAM
3. ► DENOTES TYPE 1 (FULLY RESTRAINED) MOMENT CONNECTION
4. (PU) DENOTES COLUMN POST UP
5. (PD) DENOTES COLUMN POST DOWN



**SOUTH TOWER  
FOURTH FLOOR FRAMING PLAN**

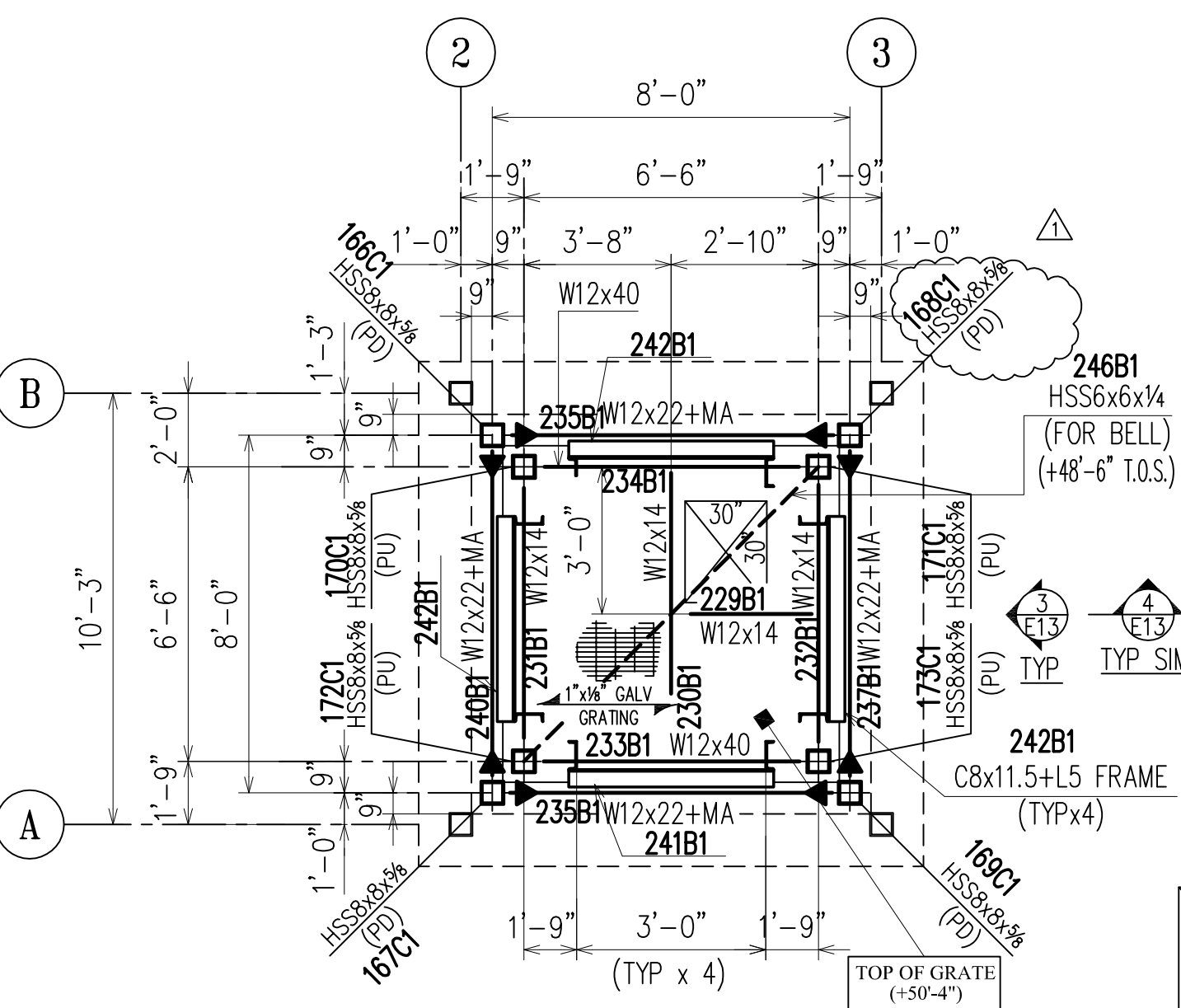
1. TOP OF STEEL ELEVATION IS (+26'-8")
2. +MA DENOTES MASONRY ANCHORS ATTACHED TO BEAM
3. SLAB CONSISTS OF 4" CONCRETE SLAB ON 1½" 20G COMPOSITE METAL DECKING

NOTE:  
ALL TOWER STEEL FROM THE FOURTH FLOOR UP NEEDS TO BE HOT DIPPED GALVANIZED



**SOUTH TOWER  
FIFTH FLOOR FRAMING PLAN**

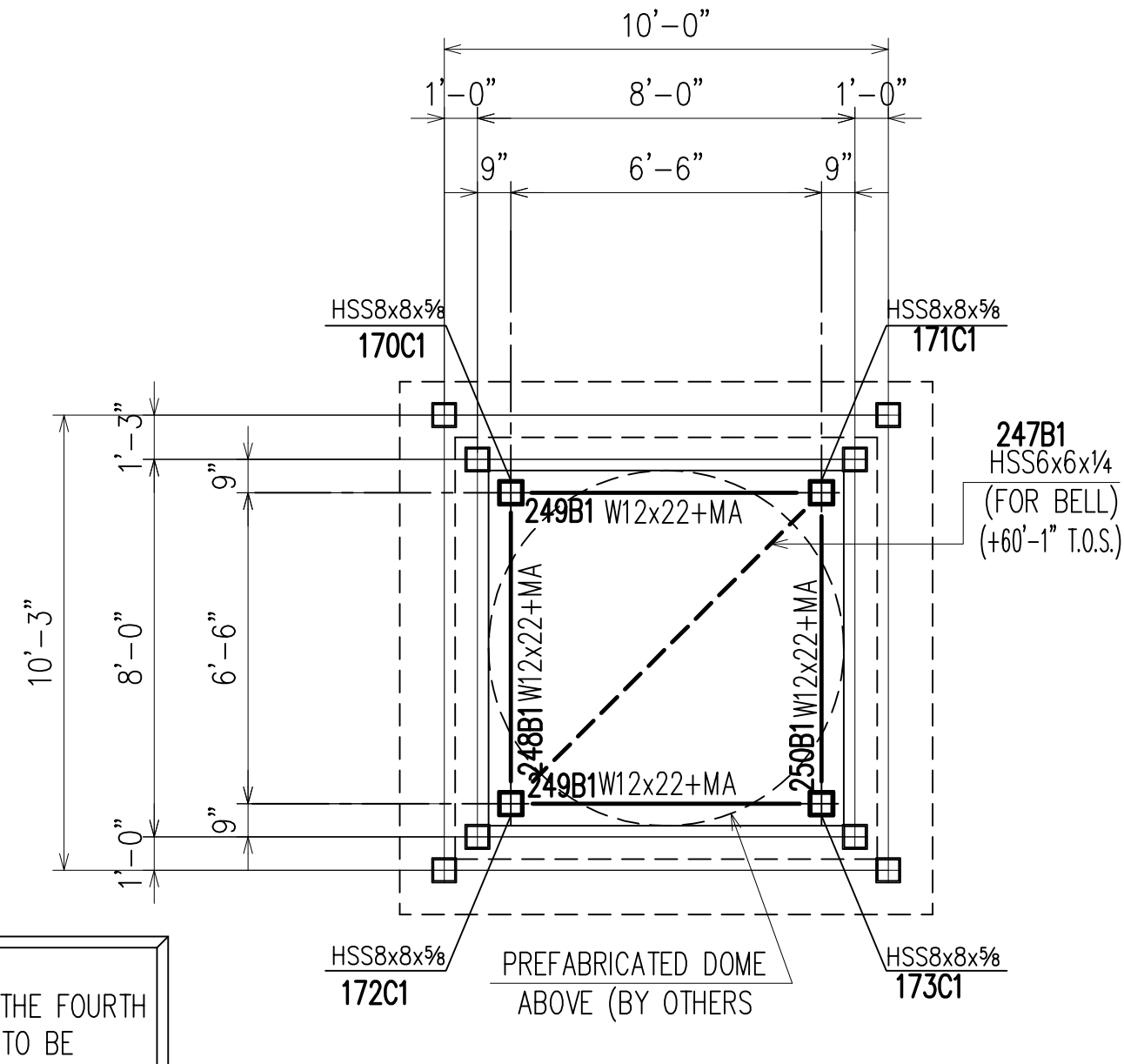
1. TOP OF STEEL ELEVATION IS (+37'-11")
2. +MA DENOTES MASONRY ANCHORS ATTACHED TO BEAM
3. ► DENOTES TYPE 1 (FULLY RESTRAINED) MOMENT CONNECTION
4. (PU) DENOTES COLUMN POST UP
5. (PD) DENOTES COLUMN POST DOWN



**NORTH TOWER  
SIXTH FLOOR FRAMING PLAN**

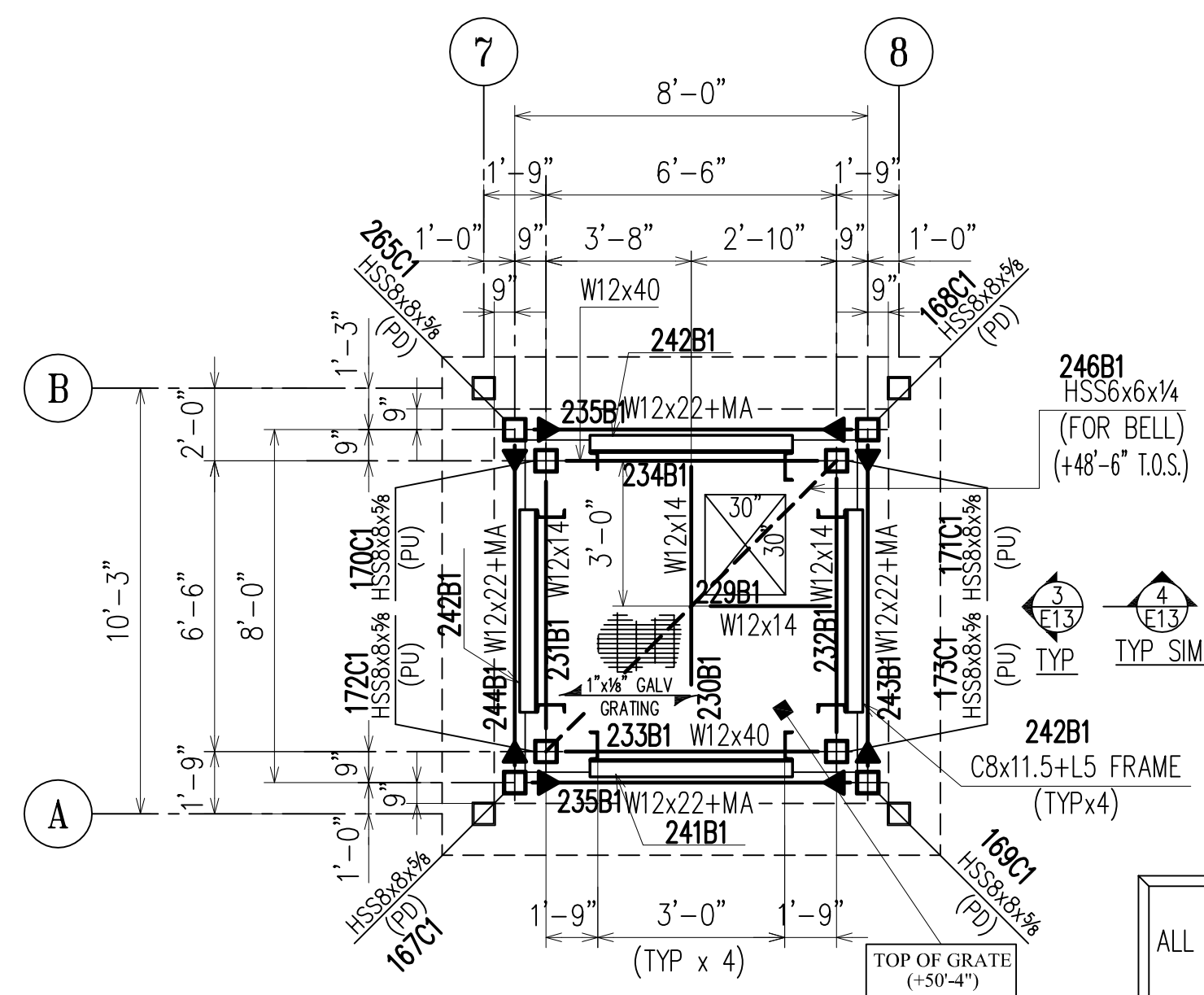
1. TOP OF STEEL ELEVATION IS (+50'-3")
2. +MA DENOTES MASONRY ANCHORS ATTACHED TO BEAM
3. ► DENOTES TYPE 1 (FULLY RESTRAINED) MOMENT CONNECTION
4. (PU) DENOTES COLUMN POST UP
5. (PD) DENOTES COLUMN POST DOWN

NOTE:  
ALL TOWER STEEL FROM THE FOURTH FLOOR UP NEEDS TO BE HOT DIPPED GALVANIZED



**NORTH TOWER  
ROOF FRAMING PLAN**

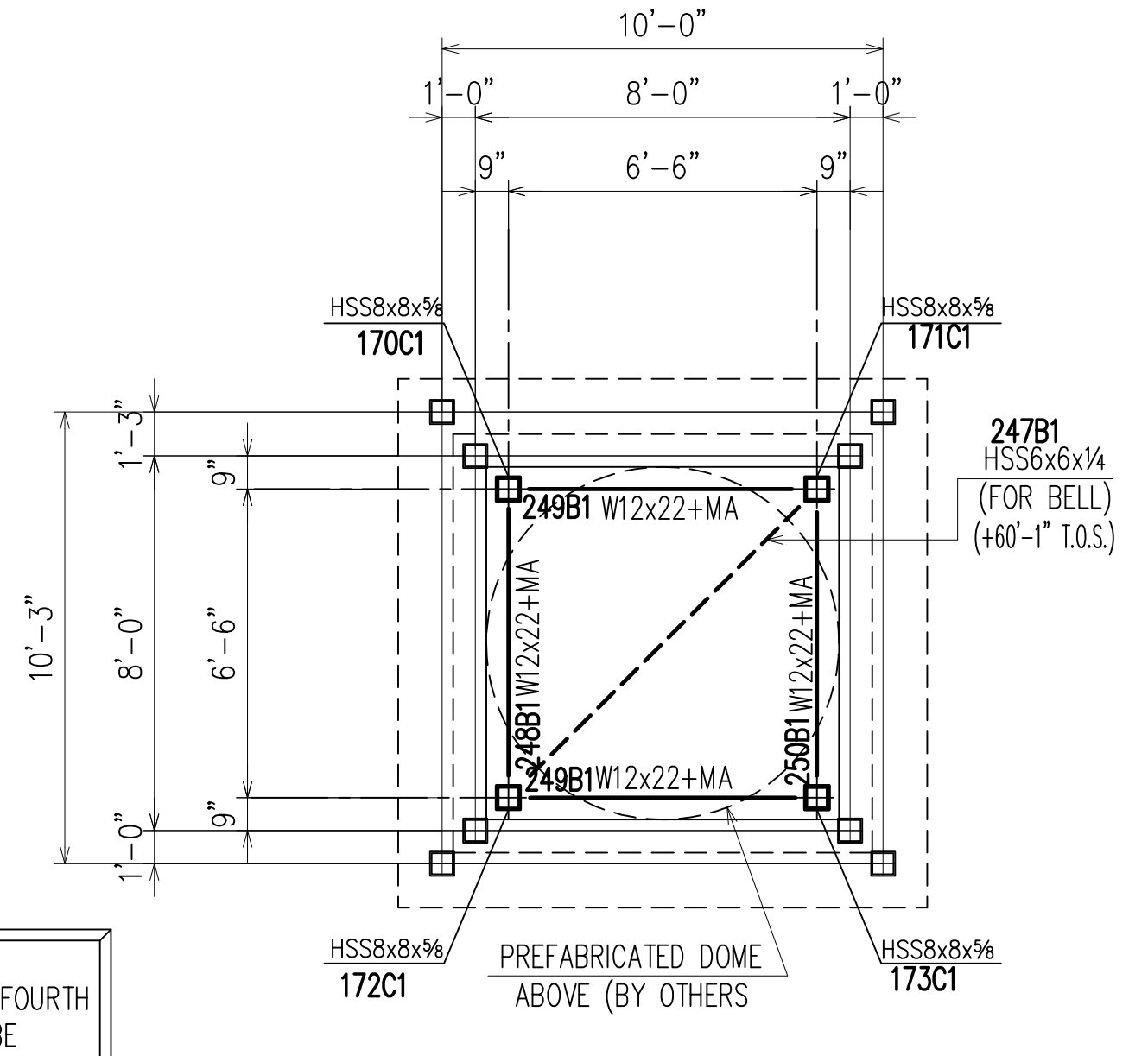
1. TOP OF STEEL ELEVATION IS (+60'-11")
2. +MA DENOTES MASONRY ANCHORS ATTACHED TO BEAM



**SOUTH TOWER  
SIXTH FLOOR FRAMING PLAN**

1. TOP OF STEEL ELEVATION IS (+50'-3")
2. +MA DENOTES MASONRY ANCHORS ATTACHED TO BEAM
3. ► DENOTES TYPE 1 (FULLY RESTRAINED) MOMENT CONNECTION
4. (PU) DENOTES COLUMN POST UP
5. (PD) DENOTES COLUMN POST DOWN

NOTE:  
ALL TOWER STEEL FROM THE FOURTH FLOOR UP NEEDS TO BE HOT DIPPED GALVANIZED



**SOUTH TOWER  
ROOF FRAMING PLAN**

1. TOP OF STEEL ELEVATION IS (+60'-11")
2. +MA DENOTES MASONRY ANCHORS ATTACHED TO BEAM

**NORTH TOWER FRAMING PLANS**

NOT TO SCALE

**SOUTH TOWER FRAMING PLANS**

NOT TO SCALE

APPROVAL/REVIEW AUTHORITY:  
PLEASE REVIEW THIS DRAWING CAREFULLY. IT REPRESENTS OUR INTERPRETATION OF THE INTENT OF THE CONTRACT DOCUMENTS. HOWEVER, THE STEEL FABRICATOR AND THE STRUCTURAL STEEL DETAILER ASSUME NO RESPONSIBILITY FOR THE ACCURACY OF THE INFORMATION SHOWN ON THIS DRAWING. THIS IS THE RESPONSIBILITY OF THE BUYER.  
IT WILL BE ASSUMED THAT ALL INFORMATION SHOWN HEREIN HAS THE AFFIRMATION OF THE APPROVAL AUTHORITY UNLESS NOTED TO THE CONTRARY ON THIS DRAWING WHEN IT IS RETURNED FROM APPROVAL.  
SUBSEQUENT CHANGES TO INFORMATION SHOWN ON THESE DRAWINGS AFTER FIRST SUBMISSION WILL BE CONSIDERED AS CONTRACT CHANGES.  
ADOPTED BY THE NATIONAL INSTITUTE OF STEEL DETAILING 1977.

PAINT:					FOR FIELD
MATERIAL:	Δ 5/20/13	MARK CORRECTION			4th APPVL
HOLES:	Δ 2/21/13	PER MARK CHANGE			3rd APPVL
ELECTRODES: E70XX (LH) or Equiv.		-			2nd APPVL
TOTAL WEIGHT	NO DATE	DESCRIPTION	NO DATE	DESCRIPTION	1st APPVL
SC	BC	BCSC		REVISIONS	DATE

DRAWINGS PREPARED BY:	
DIVISION FIVE DETAILING INC.	
1810 Gallagher Drive	
Vineland, New Jersey	08360
Phone:	(856) 794-9474
Fax:	(856) 696-2027

CUSTOMER:		DRAFTER	D5	PROJECT:	ST. MINA COPTIC CHURCH	CONTRACT NO.
DATE	11/27/12	LOCATION:	HOLMDEL, NEW JERSEY			
CHECKED		DWG TITLE:	TOWER FRAMING PLANS	DWG NO.	E15	
DATE						